

# IMSSU OFFICIAL SPORTING RULES



**2025**

<b>GENERAL TECHNICAL RULES FOR ALL METALLIC SILHOUETTE DISCIPLINE SHOOTING CATEGORIES</b>	<b>1</b>
<b>SECTION I: General</b>	<b>1</b>
A. Purposes	1
B. Rules Generalities	1
C. Championships	1
D. Classes	2
E. Junior Category	2
<b>SECTION II: Safety</b>	<b>2</b>
A. General	2
B. Disqualification	3
C. Protection	3
D. Muzzle Control	3
E. Firearm Handling	3
F. “Spitting” Firearms	4
G. Ammunition	4
H. Triggers	4
I. Misfires	4
<b>SECTION III: Target standards</b>	<b>4</b>
A. Official Targets	5
B. Material	5
C. Feet	5
D. Silhouette Templates	5
<b>SECTION IV: Range standards - Target setup</b>	<b>8</b>
A. General	8
B. Firing Line	8
C. Wind Flags	8
D. Colour	8
E. Setting	9
F. Sighters	9
G. Clamping	9
<b>SECTION V: Competition officials</b>	<b>9</b>
A. Juries	9
B. Disputes	9
C. Juries Availability	10
D. Juries Decisions	10
<b>SECTION VI: Shooting events procedures and competition rules</b>	<b>10</b>
A. Sanctioned event	10
B. Firearm certification	10
C. Shooting procedures	10
D. Sighter Shots	10
E. Commands	11
F. Scoring	11
G. Alibis	12
H. Shoot Offs	13
I. Rule Violation	13
J. Aggregates	14
<b>SECTION VII: Trophies - Awards - Prizes</b>	<b>14</b>
A. Value	14
B. Trophy Awarding	14
<b>SECTION VIII: Protests</b>	<b>15</b>

<b>SECTION IX: Sportsmanship</b>	<b>15</b>
<b>SECTION X: Prohibited behaviour</b>	<b>15</b>
<b>SECTION XI: Spotter</b>	<b>15</b>
<b>GENERAL TECHNICAL RULES FOR ALL HANDGUNS CATEGORIES</b>	<b>16</b>
<b>SECTION I: Shooting positions</b>	<b>16</b>
A. Freestyle	16
B. Standing	16
<b>SECTION II: Production rules</b>	<b>16</b>
A. Production Pistol	16
B. Production Pistol Scope Mount	20
C. Production Scope	20
D. Production Cartridges	20
a) Big Bore:	20
b) Small Bore:	20
c) Field Pistol:	20
<b>SECTION III: Unlimited</b>	<b>20</b>
A. Unlimited Pistol	20
B. Unlimited Cartridges	21
a) Big bore:	21
b) Small Bore:	21
<b>SECTION IV: ALLOWED - NOT ALLOWED</b>	<b>21</b>
A. Allowed	21
a) Shooting mat:	21
b) Elbow protection:	21
c) Gloves:	21
d) Shields:	21
e) Auxiliary lenses:	21
f) Sun glasses:	21
g) Iris:	21
h) Cap:	21
i) Handling:	21
B. Not Allowed	21
a) Optical devices:	22
b) Artificial rests:	22
c) Shooting shoes:	22
d) Clothes:	22
e) Adhesives and padding:	22
f) Triggers:	22
g) Programmed aiming devices:	22
h) Checkering:	22
i) Forends (Production and Unlimited firearms):	22
j) Rests:	24
k) Extractor.	24
<b>Section V: Shooting events procedures and competition rules</b>	<b>24</b>
A. Loading, firing and alibi periods	24
B. Events order	24
C. Shooting procedure	24
D. Firearms transportation	25
<b>SPECIAL TECHNICAL RULES FOR THE BIG BORE PISTOL CATEGORY</b>	<b>26</b>
A. Events	26
B. Targets Specifications	26
C. Targets Setting	28

D. Rams	28
E. Scopes	28
F. Classification	28
<b>SPECIAL TECHNICAL RULES FOR THE SMALL BORE PISTOL CATEGORY</b>	<b>29</b>
A. Events	29
B. Targets Specifications	29
C. Target Setting	31
D. Scopes	31
E. Classification	31
<b>SPECIAL TECHNICAL RULES FOR THE FIELD PISTOL CATEGORY</b>	<b>32</b>
A. Events	32
B. Targets Specifications	32
C. Target Setting	34
D. Weight	34
E. Scopes and Mounts	34
F. Classification	34
<b>GENERAL TECHNICAL RULES FOR ALL RIFLES CATEGORIES</b>	<b>35</b>
<b>SECTION I: Shooting positions</b>	<b>35</b>
A. Standing position	35
<b>SECTION II: Sighter shots</b>	<b>35</b>
<b>SECTION III: Allowed - Not allowed</b>	<b>35</b>
A. Allowed	35
a) Spotting scopes:	35
b) Gloves:	35
c) Clothing:	35
d) Barrels	35
B. Not allowed	35
a) Palm rest:	35
b) Butt plates and cheek pieces:	36
c) Compensators and muzzle brakes:	36
d) Equipment general:	36
<b>SECTION IV: Loading, firing and alibi periods</b>	<b>36</b>
<b>SECTION V: Shooting procedures</b>	<b>36</b>
<b>SPECIAL TECHNICAL RULES FOR THE BIG BORE RIFLE CATEGORY</b>	<b>38</b>
<b>SECTION I: Big Bore Rifle events</b>	<b>38</b>
A. Silhouette rifle	38
a) Maximum weight:	38
b) Sights:	38
c) Trigger:	38
d) trigger guard:	38
e) Stock:	38
f) Barrel:	39
B. Hunting rifle	39
a) Maximum weight:	39
b) Sights:	39
c) Trigger:	39
d) Stock:	39
e) Barrel:	39
C. Ammunition:	40

<b>SECTION II: Target specifications</b>	<b>40</b>
<b>SECTION III: Target setting</b>	<b>42</b>
<b>SECTION IV: Classifications</b>	<b>42</b>
<b>SECTION V: Shoot offs</b>	<b>42</b>
<b>SPECIAL TECHNICAL RULES FOR THE SMALL BORE RIFLE CATEGORY</b>	<b>43</b>
<b>SECTION I: Small Bore Rifle events</b>	<b>43</b>
A. Silhouette rifle	43
a) Maximum weight:	43
b) Sights:	43
c) Trigger:	43
d) trigger guard:	43
e) Stock:	43
f) Barrel:	44
B. Light rifle	44
a) Weight:	44
b) Caliber:	44
c) Type:	44
C. Ammunition	44
<b>SECTION II: Target specifications</b>	<b>44</b>
<b>SECTION III: Target setting</b>	<b>47</b>
<b>SECTION IV: Classifications</b>	<b>47</b>
<b>SECTION V: Shoot offs</b>	<b>47</b>
<b>SECTION VI: Non mandatory Small Bore Rifle events</b>	<b>48</b>
<b>AIRGUN RULES</b>	<b>50</b>
<b>MODIFICATIONS WITH REGARD TO THE 1993 RULES</b>	<b>52</b>
<b>GENERAL TECHNICAL RULES FOR ALL SHOOTING CATEGORIES</b>	<b>52</b>
SECTION VI (Shooting events procedures and competition rules)	52
Paragraph C (Shooting procedures):	52
Paragraph H (Shoot Offs):	52
SECTION VII (Trophies - Awards - Prizes)	52
Paragraph B (Trophy Awarding):	52
<b>GENERAL TECHNICAL RULES FOR ALL HANDGUNS CATEGORIES</b>	<b>52</b>
SECTION I (Shooting positions)	52
Paragraph B (Standing):	52
SECTION II (Production rules)	52
Paragraph A (Production Pistol):	52
Paragraph E (Unavailability of parts for discontinued handguns):	52
SECTION V (Shooting events procedures and competition rules)	53
Paragraph A (Loading, firing and alibi periods):	53
Paragraph B (Events order):	53
Paragraph C (Shooting procedure):	53
Paragraph D (Firearms transportation):	53
<b>SPECIAL TECHNICAL RULES FOR THE FIELD PISTOL CATEGORY</b>	<b>53</b>
Paragraph A (Events):	53

<b>GENERAL TECHNICAL RULES FOR ALL RIFLE CATEGORIES</b>	<b>53</b>
SECTION IV (Loading, firing and alibi periods)	53
SECTION V (Shooting procedures)	53
<b>SPECIAL TECHNICAL RULES FOR THE BIG BORE RIFLE CATEGORY</b>	<b>53</b>
SECTION I (Big Bore Rifle events)	53
Paragraph B (Hunting rifle):	53
<b>SPECIAL TECHNICAL RULES FOR THE SMALL BORE RIFLE CATEGORY</b>	<b>53</b>
SECTION I (Small Bore Rifle events)	53
Paragraph B (Light rifle):	53
<b>MODIFICATIONS WITH REGARD TO THE 1997 RULES</b>	<b>54</b>
<b>GENERAL TECHNICAL RULES FOR ALL SHOOTING CATEGORIES</b>	<b>54</b>
SECTION IV (Range Standards – Target Setup)	54
Paragraph A (General):	54
Paragraph B (Firing Line):	54
Paragraph D (Colour):	54
Paragraph E (Setting):	54
<b>GENERAL TECHNICAL RULES FOR ALL HANDGUNS CATEGORIES</b>	<b>54</b>
SECTION II (Production rules)	54
Paragraph A (Production Pistol):	54
Paragraph E (Unavailability of parts for discontinued handguns):	54
<b>SPECIAL TECHNICAL RULES FOR THE BIG BORE PISTOL CATEGORY</b>	<b>54</b>
Paragraph B (Target Specifications):	54
<b>SPECIAL TECHNICAL RULES FOR THE FIELD PISTOL CATEGORY</b>	<b>55</b>
Paragraph A (Events):	55
<b>GENERAL TECHNICAL RULES FOR ALL RIFLE CATEGORIES</b>	<b>55</b>
SECTION V (Shooting procedures)	55
<b>SPECIAL TECHNICAL RULES FOR THE BIG BORE RIFLE CATEGORY</b>	<b>55</b>
SECTION I (Big Bore Rifle events)	55
Paragraph A (Silhouette rifle):	55
Paragraph B (Hunting rifle):	55
SECTION II (Target Specifications)	55
<b>SPECIAL TECHNICAL RULES FOR THE SMALL BORE RIFLE CATEGORY</b>	<b>56</b>
SECTION I (Small Bore Rifle events)	56
Paragraph A (Silhouette rifle):	56
Paragraph B (Light rifle):	56
Paragraph C (Ammunition):	56
<b>MISCELLANEOUS</b>	<b>56</b>
Automatic target setting	56
Vocabulary	56
<b>MODIFICATIONS WITH REGARD TO THE 2001 RULES</b>	<b>57</b>
<b>GENERAL TECHNICAL RULES FOR ALL SHOOTING CATEGORIES</b>	<b>57</b>
SECTION I (General)	57
Paragraph D (Classes):	57
SECTION VI: (Shooting events procedures and competition rules)	57
Paragraph J (Aggregates):	57

Since there are up to **six** categories shot, a member country may enter up to **six** teams, one for each category shot.**57**

<b>GENERAL TECHNICAL RULES FOR ALL HANDGUNS CATEGORIES</b>	<b>57</b>
SECTION II (Production rules)	57
Paragraph A (Production pistol):	57
<b>SPECIAL TECHNICAL RULES FOR THE BIG BORE RIFLE CATEGORY</b>	<b>58</b>
SECTION I: Big Bore Rifle events	58
A. Silhouette rifle	58
<b>SPECIAL TECHNICAL RULES FOR THE SMALL BORE RIFLE CATEGORY</b>	<b>58</b>
SECTION I: Small Bore Rifle events	58
A. Silhouette rifle	58
B. Light rifle	58
<b>MODIFICATIONS WITH REGARD TO THE 2005 RULES</b>	<b>59</b>
<b>GENERAL TECHNICAL RULES for all handguns categories</b>	<b>59</b>
SECTION II: Production rules	59
E. Unavailability of parts for discontinued handguns	59
<b>GENERAL TECHNICAL RULES for all rifles categories</b>	<b>59</b>
SECTION III: Allowed - Not allowed	59
A. Allowed	59
c) Clothing:	59
<b>GENERAL TECHNICAL RULES for all handguns categories</b>	<b>59</b>
SECTION IV: ALLOWED - NOT ALLOWED	59
B. Not Allowed	59
d) Clothes:	59
<b>SPECIAL TECHNICAL RULES for the Small Bore Rifle category</b>	<b>60</b>
SECTION I: Small Bore Rifle events	60
B. Light rifle	60
a) Weight:	60
<b>MODIFICATIONS 2010</b>	<b>61</b>
<b>MODIFICATIONS 2013</b>	<b>64</b>
A. Production Pistol	64
B. Unlimited Cartridges	64
a)Big bore:	64
<b>MODIFICATIONS 2017</b>	<b>66</b>
E. Junior Category	66
<b>SECTION I: Big Bore Rifle events</b>	<b>66</b>
<b><u>B) Hunting rifle</u></b>	<b>668</b>
e) Barrel:	668
<b>SECTION VI: Non mandatory Small Bore Rifle events</b>	<b>66</b>

**MODIFICATIONS 2023**

**66**

**MODIFICATIONS 2025**

**69**



# **GENERAL TECHNICAL RULES**

## **for all metallic silhouette discipline shooting categories**

### **SECTION I: General**

#### **A. Purposes**

The IMSSU establishes technical rules for the sport of silhouette shooting to govern the conduct of metallic silhouette shooting events recognized by IMSSU. The object of all IMSSU competition is to knock down metallic silhouettes with a handgun or a rifle (centre fire, rimfire, black powder arms...).

**Specific rules for each type of competition are covered in the corresponding Special Technical Rules.**

The objective of IMSSU is to achieve uniformity in the conduct of the silhouette shooting sport throughout the World to promote the development of the sport.

IMSSU technical rules include general technical rules that are common to all silhouette shooting categories and special technical rules that apply specifically to each silhouette shooting category.

#### **B. Rules Generalities**

IMSSU general and special technical rules are approved to be effective for a minimum of four years beginning on January 1st of the year following the summer Olympic Games. Except in special circumstances, IMSSU rules are not changed during this four year period.

#### **C. Championships**

Throughout these rules, competitions which are supervised by the IMSSU are referred to as "IMSSU Championships". The competition referred to as "World Championships" is the main event of the "IMSSU Championships".

IMSSU rules must be applied to all IMSSU Championships.

The IMSSU recommends that IMSSU rules be applied at competitions where IMSSU events are in the program including competitions organized at national level.

The IMSSU recommends that Continental Championships will be organized each two years alternately with the World Championships.

The IMSSU technical delegates, in cooperation with the Match Director, range officials and juries appointed by the organizing committee for the different disciplines, must examine the shooting ranges and equipment for IMSSU championships. They may approve small deviations from specification in IMSSU rules which do not conflict with the intent and spirit of the IMSSU regulations and rules.

During competitions the juries and/or the range officers must decide all cases which are not provided for in these rules.

An organizing committee must be formed and is responsible for the preparation, administration and conduct of the shooting competitions. The organizing committee

*GTR all shooting categories*

must consist only of representatives of the host country. Representative(s) of the IMSSU may be invited as technical advisors without voting rights.

A chief range officer and appropriate assistant range officer and/or referees appointed by the organizing committee are responsible for the technical aspects of the individual shooting events.

At International level, all range commands must be given in English.

#### **D. Classes**

A multiple classes system will be used as defined in each category Special Technical Rules.

The champion, second and third places will be decided by score irrespective of class. Once these competitors have been extracted from their class, the next highest scores will be used to determine class winners within the classification system.

It is up to each country to manage the classification of its shooters.

Nevertheless, assuming a shooter has attended an international championship, he/she cannot enter a subsequent international championship in a lower class than the one attained by his/her most recent results at an international match. Classification can be protested.

**The classes system is not applied at the World Championships.**

#### **E. Junior Category**

A Junior category is included in the following disciplines to be included in the program at International Competitions:

- 1 Four Match Small Bore Pistol Aggregate (Production; Revolver; Standing and Unlimited. No Field Pistol or Big Bore Pistol)
- 2 Two Match Small Bore Rifle Aggregate (Light and Silhouette. No Big Bore Rifle)
- 3 A Junior is defined as someone up to and including the year they attain 20 years of age.
- 4 Juniors will compete in the overall competition and if they are placed either 1-2-3 outright in the overall competition aggregate for Small Bore Pistol or Small Bore Rifle they will not be eligible for awards in the Junior category.
- 5 There are no Classes/Grades in the Junior Category

## **SECTION II: Safety**

#### **A. General**

IMSSU rules state only specific safety requirements which are required by the IMSSU for use in IMSSU championships. Necessary and special safety regulations for ranges differ from country to country. For this reason only basic details are stated within the framework of these rules. The safety of a shooting range depends to a large extent on local conditions and additional safety rules may be established by the organizing committee. The organizing committee bears the responsibility for safety.

Adherence to generally accepted firearm safety procedures, and the specific procedures detailed below, is absolute top priority at any IMSSU sanctioned event.

While the Match Director has the primary responsibility for overseeing the conduct of the match, safety is the responsibility of every shooter, spotter and match official. In the interests of safety, a jury member or a range official may stop shooting at any time. Shooters and team officials must immediately notify range officers of any situation that may be dangerous, or which may cause an accident.

### **B. Disqualification**

A competitor must be interrupted during the loading or firing period if his attitude poses an immediate threat to the safety of himself or any other individual.

**Safety is the only reason a competitor can be interrupted during the course of fire.**

The match director, line officers or referees have the power to disqualify immediately any shooter whose attitude poses a threat to his own safety or to the safety of any other individual.

### **C. Protection**

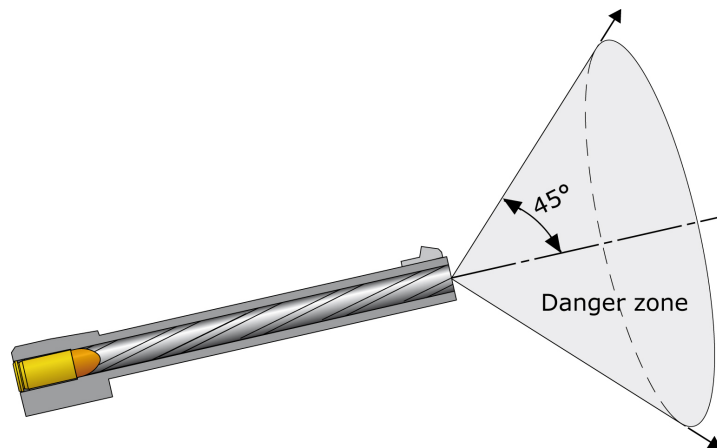
**It is mandatory that appropriate eye and ear protection be worn** by all competitors, spotters, line officers and any other personnel on the designated firing line. It is recommended that side shields be worn on the eye protection.

### **D. Muzzle Control**

From the moment a firearm is placed on the firing point, until it is removed, the muzzle shall point down range in a safe direction.

At no time during the loading or firing stages shall competitors allow their firearms to point at any part of their anatomy, or at any other person.

While in a firing position, no part of the shooter's body may be in a «danger zone» which is a cone shaped area extending down range from the muzzle at a 45 degree angle above and below and to the right and left of the centre line of the bore.



During firing, competitors shall not allow the muzzle of their firearm to recoil past vertical.

### **E. Firearm Handling**

### *GTR all shooting categories*

During the course of fire, the firearm must be visible at all times so that its safe condition can be verified by a line officer, a referee or any other person.

All actions must be open on the firing line except after the "Load" command is given.

Firearms shall not be handled between stages for the safety of the persons on the firing line and the target setters.

Shooters may not handle their firearms until the command "Load" is given.

Upon the command "Make your firearms safe" shooters shall immediately put their firearms in a safe condition (unloaded, action open).

Should any round be fired before the command "Load" or after the command "Range is clear", the shooter will be disqualified for one year.

Should any round be fired after the command "Load", but before the command "Fire" or after the command "Cease fire, make your firearms safe" but before the command "Range is clear", it will be judged as a lost shot.

### **F. "Spitting" Firearms**

A Match Director shall have the authority to remove from the firing line any firearm shaving bullet material. The competitor may substitute another firearm, which must pass inspection for the appropriate event. However, the match will not be delayed.

### **G. Ammunition**

Competitors have the responsibility to use only ammunition that is safe to fire in the firearm for which it is loaded.

The Match Director has the authority to declare any ammunition unsafe and to disallow its use.

Since there are no commercial standards for the popular "wildcat" and "improved" cartridges, it is up to the competitor to exercise caution and common sense in working up loads.

### **H. Triggers**

Triggers set so light as to be prone to accidental discharge are not allowed.

This will normally be tested by cocking an unloaded firearm and rapping it sharply with the palm of the hand on the butt.

Should the sear mechanism disconnect, the firearm will not be allowed in competition. The above procedure notwithstanding, a Match Director may disqualify a firearm if it is proven to be unsafe for any reason.

### **I. Misfires**

A misfire must be treated as a hang fire and the firearm must be kept pointed safely down range for a 10 second period after the trigger was pulled. It is not safe to open the action of a firearm immediately after it has misfired.

## **SECTION III: Target standards**

**A. Official Targets**

The quality and dimensions of all targets will be examined by the technical delegates prior to the beginning of IMSSU championships. Only targets which correspond to the approved official IMSSU templates may be used.

**B. Material**

For safety, it is highly recommended that big bore silhouettes be made from T1 steel or equivalent. Use of T1 steel or equivalent is mandatory for Field Pistol silhouettes and Big Bore chickens.

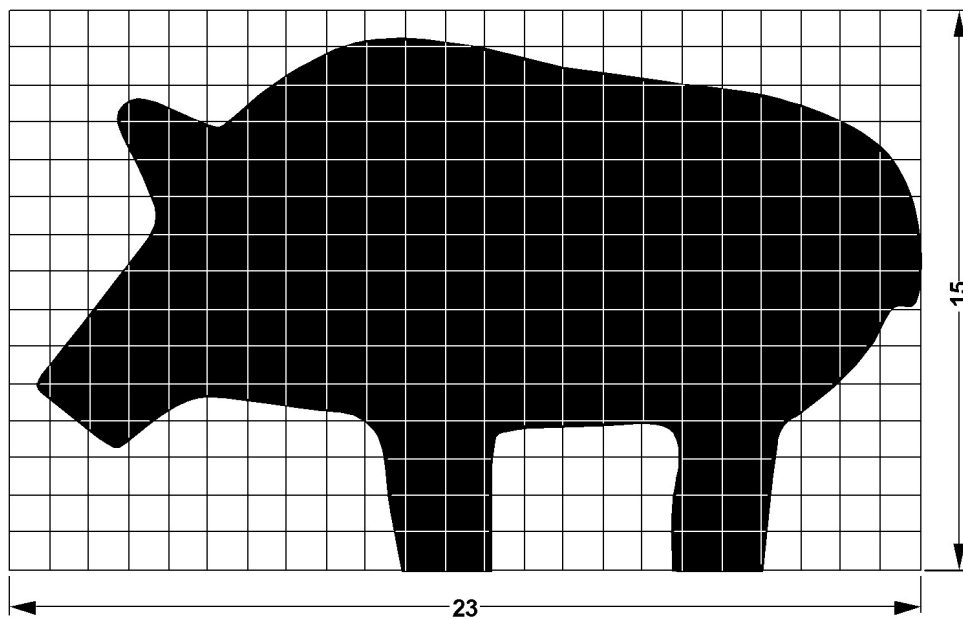
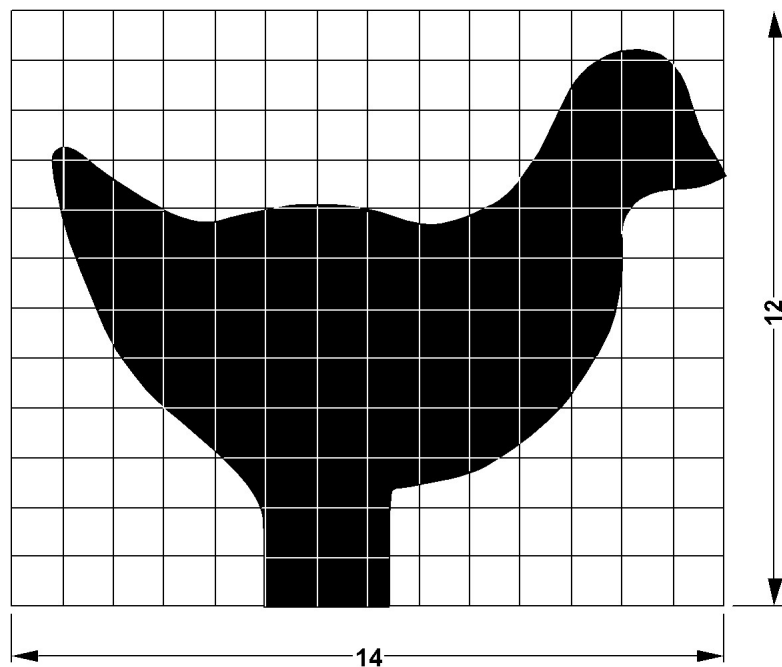
**C. Feet**

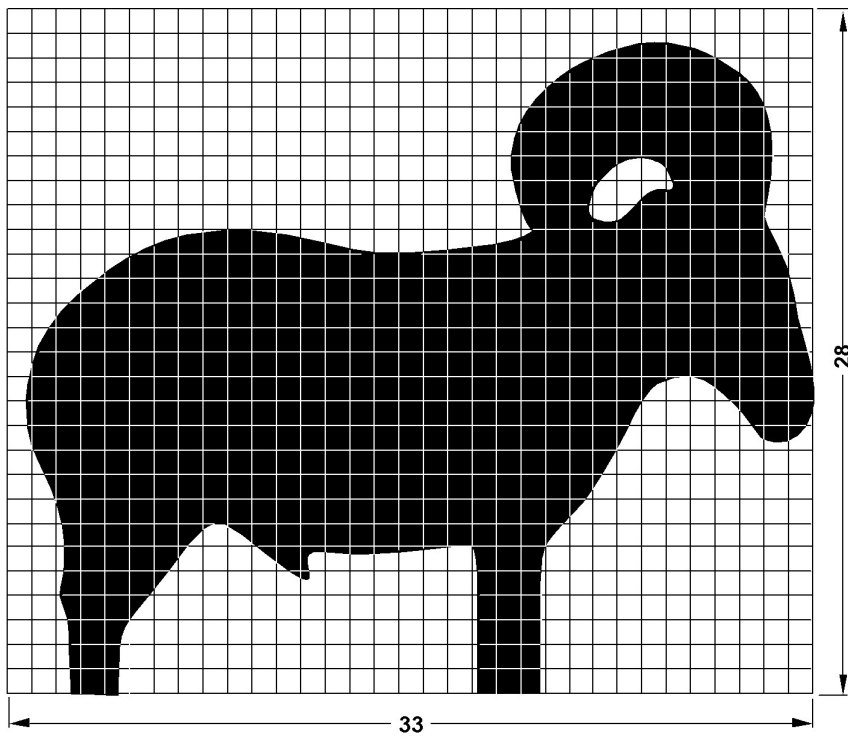
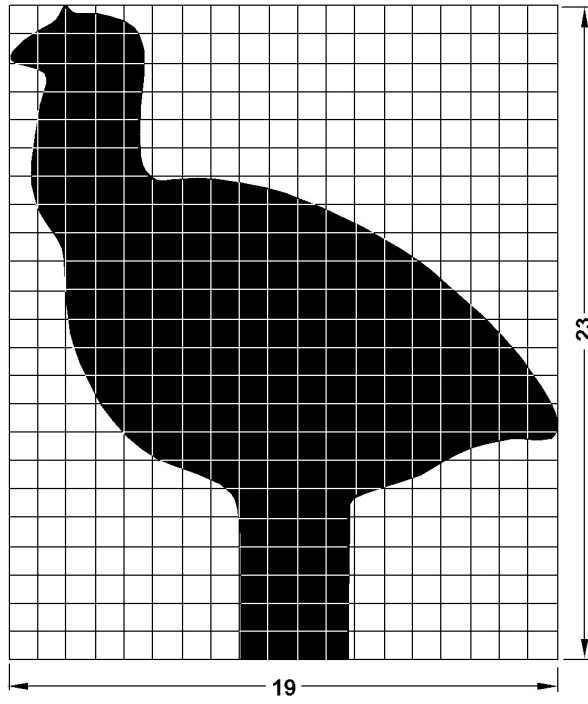
The "feet", upon which the silhouettes rest, should be made from the same type and thickness of steel as the targets. The "feet" shall be welded to the targets as described in each Special Technical Rules set.

**D. Silhouette Templates**

**Official IMSSU silhouettes templates:** the dimension of the square grids depends on the particular category. See each particular category of "Special Technical Rule".

*GTR all shooting categories*





## **SECTION IV: Range standards - Target setup**

### **A. General**

A silhouette range consists of four different target lines of a particular bird or animal. Targets are to be set in banks of five. All targets in a bank shall face in the same direction. The recommended minimum distance between targets is the width of that target. The range can have a very simple set up. An existing high power range can be used. If desired, it can be put in a natural setting, such as a ravine or canyon. Trees and brush need not be removed and variation in height above or below the firing point is allowed provided all shooters have a clear view of the targets.

Dirt berms behind the targets are recommended for safety, ease of spotting shots which miss the targets and to give an even background to all targets. They may be required for safety considerations.

### **B. Firing Line**

For IMSSU World and Continental championships the firing line must be protected against rain. The firing point must be flat and level. The standards for the firing line for all other kinds of matches, including National Championships, are the prerogative of each country. There must be sufficient space behind the firing points for the range officials and the jury to perform their duties.

The size of the firing points must not be less than 1.5 m (4' 11") wide x 2.50 m (8' 3") deep.

Target sets must be marked with numbers or colours corresponding to their firing point numbers or colours. These numbers or colours must be clearly visible throughout the competition.

**Smoking is prohibited on the firing line.**

### **C. Wind Flags**

Wind flags are recommended at each distance, without interfering with the bullets trajectories or the shooter's view of the target during aiming.

For World and Continental Championships, wind flags are mandatory.

Private wind indicators are prohibited.

### **D. Colour**

Silhouettes should be painted with a flat colour that contrasts clearly with the background, so that the targets are visible to the naked eye. For pistol events, a flat black paint to contrast with the sights is recommended and for scoped events, a colour which allows the crosshairs in a telescopic sight to be seen on the target.

For World and Continental Championships, the background conditions must be equal for all competitors. All targets are to be painted after each shooter.



### **E. Setting**

All silhouettes are placed on stands off the ground. The top of the stands must be flat and level and have a steel surface for the target to sit on. They should be of solid construction so the stands don't move when the target or the stand is hit.

All silhouettes, except rams for the Big Bore Pistol category, must be set full foot with the back edge of the feet flush with the back edge of a level stand.

### **F. Sighters**

Metallic sighter targets of the official size and shape and set at the correct distances with the same approximate background as the match targets, are mandatory. There is to be a minimum of one sighter target at each distance and the targets must be stationary (clamped or swinger type).

### **G. Clamping**

If one target in a bank must be secured (clamped) due to wind conditions, all targets at that distance must be clamped. When wind conditions require that the targets be fastened down, painting of the targets is mandatory after each string of fire.

## **SECTION V: Competition officials**

### **A. Juries**

Juries are composed of three or five persons. Two juries are mandatory: a technical jury and a jury of appeal. These two juries must be constituted of different persons. The organizing committee shall have the authority to appoint these juries.

A minimum of two countries must be represented at World and Continental Championships.

The juries advise, assist and supervise the competition officials appointed by the organizing committee.

The range officers and the juries conduct the competition in close co-operation with each other.

The range officers are responsible for the actual conduct of the competition while the juries act in an advisory and supervisory capacity. The range officers and juries are responsible to the organizing committee and to the IMSSU, respectively, for the conduct of the competitions in accordance with IMSSU regulations and rules.

All range officers and jury members must be familiar with the IMSSU rules and they must ensure that these rules are enforced in a fair and equitable manner during the competitions.

### **B. Disputes**

All cases in dispute must be decided by a majority of the technical jury. The team official or shooter concerned may appeal the technical jury's decision to the jury of appeal. Decisions of the jury of appeal are final in all IMSSU championships.

*GTR all shooting categories*

### **C. Juries Availability**

A majority of each jury must always be present on the range during a competition so that, if necessary, a jury meeting can be called and decisions made immediately. The chairman of each jury must ensure the presence of sufficient members of said juries.

### **D. Juries Decisions**

The juries must decide all cases which are not provided for in the IMSSU regulations and rules.

Such decisions must be made within the spirit and intent of the IMSSU regulations and rules and forwarded to IMSSU so that necessary rules may be clarified or changed.

A jury may request information from other knowledgeable persons to aid in making its decision.

## **SECTION VI: Shooting events procedures and competition rules**

### **A. Sanctioned event**

A basic sanctioned event will consist of a 40 round course of fire with an equal number of targets being set at each distance.

### **B. Firearm certification**

Firearms must be checked before firing for score. No one may win an award with an uncertified firearm. Firearm certification is made by specially appointed referees.

When a competitor's firearm is checked during registration, internal inspection is not mandatory unless there is reason to believe it does not comply with the rules. Then, the competitor may be asked to disassemble the firearm to an extent necessary to permit visual inspection by the referees. If the competitor refuses to comply with this requirement, he will not be allowed to use this particular firearm in competition.

Only the competitor, or a person he designates, shall remove or replace any parts from his firearm. If the firearm does not comply with the rules, the competitor's entry with that firearm shall not be accepted.

At championships, the Match Director may require the first, second and third place competitors to submit their firearms for inspection as previously described. This should be accomplished as soon after the conclusion of competition as it is practical.

Only one firearm per event may be certified.

The same firearm, barrel, grips, sights, etc..., shall be used throughout a particular course of fire, unless it should cease to function (see section VI-G Alibis).

### **C. Shooting procedures**

All events are shot by five shots strings.

### **D. Sighter Shots**

At championship matches shooters will be allowed five sighter shots for each event in which they are competing. The five shots must be taken during a normal firing period. Shooters will have the option of shooting at the sighting targets of their choice.

No practice will be allowed during any World or Continental Championships match other than add-on practice day(s) and the five sighting shots which are allowed prior to the competitor firing for record.

Sighter shots are at the Match Director's option at non-championship matches.

When available sighter shots are an integral part of the event for which they are shot.

### **E. Commands**

There are five commands given by the range officer in charge of the firing line. To ensure uniformity and avoid confusion on the part of the competitors, these commands should be used consistently by ranges officers at all IMSSU matches:

1°) **“Shooters to the line”**: Given when the range is clear to alert competitors to ready themselves on the firing line. Firearms shall **NOT** be handled at this time. Unloaded firearms shall be in a safe and stable position, with the action open and visible to the line officers.

2°) **“Load”**: Given at the start of a period in which the shooter prepares to shoot, including (but not limited to) adjusting/blackening sights, dry firing, and loading. Shooters shall not handle their firearms until the “Load” command has been given. Should any round be fired after the command “Load”, but before the command “Fire”, it will be judged as a lost shot. Should any round be discharged before the command “Load” the shooter will be disqualified for one year.

3°) **“Fire”**: Given at the conclusion of the loading period, it signifies the beginning of the period to fire five shots.

4°) **“Cease fire”, “Make your firearms safe”**: Given at the end of the firing period. When given, shooters must immediately stop firing and unload their firearms. They must make firearms "safe" (unloaded with action open) ready for range officer inspection. If a shooter encounters any difficulty or delay in doing so, he should notify a range officer or a referee immediately. Any shot fired after the “Cease fire” command is a lost shot and should be called as such by the range officer in charge of the firing line.

5°) **“Range is clear”**: Given after command number 4 by the range officer in charge of the firing line when all firearms have been cleared. Should any round be fired after the command “Range is clear”, the shooter will be disqualified for one year.

### **F. Scoring**

Scorecards shall be marked as follows (assuming a competitor has fired a shot at the correct target):

a) an “X” is marked in the appropriate box if the target is knocked from the stand as a result of the shot.

b) an “O” is marked in the appropriate box if the target is still standing on the stand after the shot.

Targets are shot in sequence, left to right, one shot fired at each target. If a target is knocked down out of sequence, it is scored as an “O” as is the intended target. The penalty shall be two targets. For example, a competitor's third shot knocks down the fifth target in his bank. That shot will be scored as an “O”, as will target five.

## *GTR all shooting categories*

“Turning” a target on the stand, without knocking it off the stand, will be scored as an “O”.

A ricochet hit which knocks down the correct target will be scored as an “X”. When there are wind conditions requiring the targets to be fastened down, all hits on the targets shall be scored as an “X”, if shot in the correct sequence.

If either foot of any pig or ram is completely off the stand, but resting on the ground (or any other obstruction) so as to prevent the target from falling, the hit will be scored as an “X”, even if the target is still standing with the other foot still on the stand. Otherwise (except when targets are clamped due to wind conditions), in no case shall a hit target be scored as an “X” unless it is knocked down and/or off its stand as a result of the shot fired by the competitor at that target.

If a target should be knocked down or blown over before being fired at by the competitor, the remaining targets will be fired at in order. If the competitor has one or more of his five shots remaining after firing at each of the available targets, these remaining shots will be fired as alibis. See SECTION VI.G “Alibis”, below.

All scoring differences must be resolved immediately before either the shooter or the scorer leaves the firing point, before target setting and before the beginning of another string of fire.

The scorer shall be any person other than the shooter. The scorer assists the referees in verifying that:

- the correct entries are made on the score card.
- the competitor observes the rules and time limits.
- the competitor fires no more than five shots per string.
- when strong wind exists, distinction is made between targets knocked down by hits and those knocked down by the wind.

### **G. Alibis**

The only alibi permitted in an IMSSU match is when a target is not available because it fell before it was engaged.

If enough targets are not available to complete the five shot string on the competitor's bank or the adjacent banks, the competitor's entire bank of targets will be reset and the alibi shots will be shot in a normal left-to-right sequence, regardless of which targets fell causing the alibi.

The competitor will be given a loading period and a firing period per alibi shot to complete the five shot string. The values of the loading and firing periods appear in each Special Technical Rule.

Firearm malfunctions and faulty ammunition shall not be cause for an alibi or the allowance of extra firing time. Should a firearm fail to function during an event, another firearm of the correct type may be substituted to complete the event.

This rule is not intended to imply that competitors may use more than one firearm to complete a given event, unless their primary firearm has been damaged or broken, and the Match Director or a line officer has examined said firearm and authorized its replacement. Under no circumstances shall the malfunction of a competitor's firearm or

equipment be allowed to delay the progress of a match. Targets not fired on due to equipment failure or malfunction is judged lost targets and cannot be shot as alibis.

### **H. Shoot Offs**

The Match Director has the option to decide how to break all ties, as long as it is listed in the program or posted at the range prior to the match. If the tie breaker option is not listed or posted, reverse animal count shall be used. In other words, the tied score with the most number of rams would win. If the number of rams is equal, then the most turkeys would win, and so on.

Shooters with identical scores, including individual animal count, can compete in a shoot off to break the tie at the Match Director's option.

At all championship matches, the first, second and third places in all categories, must be decided by shoot offs in the event of tied scores. Other places may be decided by reverse animal count or shoot offs, at the Match Director's option.

Shoot off targets must be visible, steel, official-shaped targets of chickens, pigs, turkeys or rams. Targets may be of any regular size for either pistol or rifle and may be set in any combination of shapes and sizes.

Shoot off targets may be set at any distance, out to a maximum of the actual distance used to set the concerned category rams.

Shoot off targets may be of a different colour than those used in the match.

Shoot offs will be shot in five shot strings, at five targets for each shooter, at the distance(s) agreed upon. Regular loading, firing, and time procedures will be used.

Competitors must use the same firearm used for the original course of fire, unless replaced as per G.ALIBIS.

A "sudden death" shoot off format is not allowed.

For aggregate score ties, reverse animal count shall be used. In the event of a perfect equality, the concerned competitors will be declared of equal merit.

If a score tie occurs between teams, reverse animal count shall be used. If the animal count is equal, the team having the best individual aggregate will win. In the event of a perfect equality, the concerned teams will be declared of equal merit.

### **I. Rule Violation**

In the case of open violation of the rules, a warning must first be given so that the shooter may have the opportunity to correct the fault. If the shooter does not correct the fault, disqualification must be imposed.

Warnings should be given between strings of fire. Except for safety reasons, a competitor cannot be interrupted during a 5 shot string.

A warning to the shooter must be expressed in terms that will leave no doubt that it is an official warning.

*GTR all shooting categories*

In the case of concealed violations of the rules, when the fault is deliberately concealed, immediate disqualification must be imposed.

If a shooter impedes another shooter in an unsportsmanlike manner when the latter is shooting, disqualification must be imposed.

**J. Aggregates**

An aggregate score is obtained by adding the scores of all the events of a given category or type of events. The silhouette discipline counts six aggregates:

<b>Big Bore Pistol</b>	<b>Small Bore Pistol</b>	<b>Field Pistol</b>	<b>Big Bore Rifle</b>	<b>Small Bore Rifle</b>	<b>Standing</b>
Revolver Production Standing Unlimited	Revolver Production Standing Unlimited	Production Production any sights	Silhouette Hunting	Silhouette Light	Standing BB Pistol Standing SB Pistol Field Production Field any sights

**SECTION VII: Trophies - Awards - Prizes**

**A. Value**

No match will be sanctioned by IMSSU where the value of any prize or merchandise award to be competed for exceeds thirty times the basic fee for one entry. Trophy value is not included, although this rule does apply to any merchandise or prize which is awarded in lieu of a trophy.

All donated or bonus prizes, without exception, are to be awarded in a manner whereby all trophy recipients are eligible on an equal basis.

**B. Trophy Awarding**

Trophies will be awarded to:

- the first, second and third shooters for each event.
- the first, second and third shooters for each category aggregate.
- the first, second and third teams for each category aggregate.

A National team is composed of three shooters of the said country for each category aggregate.

Only one National Team per country and category is allowed. Since there are up to six categories shot, a member country may enter up to six teams, one for each category shot.

At the match sponsor's option, special awards may be made for competition.

The host country may enter as many individual shooters as its facilities are capable of handling, provided that all visiting countries' entries are not decreased because of those additional shooters.

## **SECTION VIII: Protests**

All rule interpretation and protests will be handled by the technical jury. All protests must be submitted to the Match Director in writing, accompanied by a fee equal to the amount of one entry fee, within three hours of any alleged violation. The protester and the protested parties have one hour after the technical jury decision to appeal this decision to the jury of appeal.

Should the jury rule in favour of the protesting party, the fee shall be returned to that person. If the jury rules in favour of the protested party, the fee will be paid to that person.

Any firearm may be protested. However, no competitor shall be interrupted during the course of fire. After the completion of firing, the competitor will be asked to make his firearm ready for inspection.

## **SECTION IX: Sportsmanship**

Good sportsmanship is the responsibility of all competitors, coaches/spotters. Their actions should reflect favourably on the shooting fraternity in general.

Any Match Director shall have the authority to bar any competitor or coach/spotter from a match for unsportsmanlike conduct or acts unbecoming to IMSSU or the sport. Should there be any question regarding this procedure, or any decision made there from, the matter shall be referred to the juries for a final decision.

## **SECTION X: Prohibited behaviour**

During the match no competitor may be under influence of alcoholic beverages or illegal drugs (by ISSF rules).

Any shooter violating this provision is subject to immediate disqualification and possible further disciplinary action.

## **SECTION XI: Spotter**

Each shooter may have one and only spotter with him on the firing line who may advise the competitor where shots are going, keep time and otherwise provide advice.

Said spotter may not handle the shooter's firearm or assist in any physical way once the command "Load" has been given.

## **GENERAL TECHNICAL RULES for all handguns categories**

### **SECTION I: Shooting positions**

#### **A. Freestyle**

Any safe shooting position without artificial support. The firearm may only come in contact with the competitor's body and/or clothing. No part of the firearm may touch the ground or ground cover. No part of the handgun, and its sighting apparatus, and the shooter's hand(s) holding the pistol up to the wrist, are allowed to come in contact with the face of the shooter or the head equipment (cap, shooting glasses, shields, ear muffs,...).

The firearm must be held in such a manner that a match official can easily see that these rules are being complied with and that the firearm is visibly clear of the ground at all times when in the firing position. The shooter's equipment (cap, shields, etc.) must allow a Match Official to easily see that these rules are being complied with at all times when in the firing position.

A competitor placing a shoe or boot sideways on the ground must not place any part of the firearm on the heel. This position will be allowed only if the shooter's hand, or some portion thereof, is placed between the firearm and the heel. Nesting the barrel in the top part of a shoe or boot, or across the sole notch of the heel, constitutes artificial support and is not allowed.

#### **B. Standing**

The shooter must assume a safe standing position with the firearm supported only by one or both hands.

No part of the shooter's body may be artificially supported in any way. No part of either arm, from the shoulder to the wrist, is allowed to come in contact with any other part of the shooter's anatomy or may be artificially supported in any way.

The shooter's hands may only contact his/her handgun and sighting apparatus. The shooter's hands may be in contact one with each other. The handgun and its sighting apparatus may be in contact with the shooter's hands only.

Nevertheless, for shooters assuming the one handed ISSF shooting stance, the non shooting hand may rest on the waist, in the pocket, in the belt, ..., assuming the spirit of the rules expressed in the former paragraph is enforced.

The firearm must be held in such a manner that a Match Official can easily see that these rules are being complied with at all times when in the firing position.

The shooter's equipment (cap, shields, etc.) must allow a Match Official to easily see that these rules are being complied with at all times when in the firing position.

### **SECTION II: Production rules**

#### **A. Production Pistol**

A pistol **which conforms to production pistol technical specifications.**



*GTR all handguns*

The pistol may weight no more than 1.814 grams (4 pounds), complete with all sighting equipment and empty magazine. Barrel length not to exceed 273mm (10.75") measured by the Unlimited procedure (revolver barrel measurement will not include cylinder).

The pistol may be of any action type.

The overall length of Production pistols may not be more than 457mm (18") for revolvers and 406mm (16") for other pistol types. Measurements to be "square" or parallel to the centre line of the bore.

The distance between the front and rear sight must not exceed 342mm (13.5"). This distance must be measured from the rear surface of the rear sight blade to the highest point of the front blade or peep. No part of the front sight post or blade (with the exception of a hood) and no part of the optical device (with the exception of a production sun shade) may be located in front of the muzzle of the barrel.

Muzzle brakes or any device(s) functioning in a similar manner are not allowed. **Barrels threaded at the muzzle are allowed. During shooting the external thread must be covered with same diameter thread protector as what the barrel is. Internal thread must be protected with a plug that has a moderate diameter hole for the bullet. Making the thread may not result in a gun that would otherwise not be Production to come within the rules limits. The length of the thread is limited to 20mm. The threaded section must be covered by a solid screw-on cap which must follow the contour of the barrel. The cap will be included in the weight of the barrel. The cap may not be used to extend the sight radius.**

The firearm must be complete at **all times in form and mechanical functions.**

**For safety reasons, the width of the trigger, including an eventual trigger shoe, must not exceed the trigger guard width.**

The grips must be conventional in that they do not allow support of the firearm with parts of the body other than the shooter's hands, and do not extend behind the shooter's wrist joints. No part of the grip or accessories may encircle the hand. The heel rest must extend at an angle of not less than 90° to the grip. (See Figure A) Any upward curvature of the heel and/or thumb rest and/or a downward curvature of the side opposite the thumb are prohibited. The thickness of the grip cannot exceed 64mm (2.5"), as measured in figure A.

As measured in figure B, the distance between points A and B must not be longer than 40 mm (1.57"), action uncocked.

*GTR all handguns*

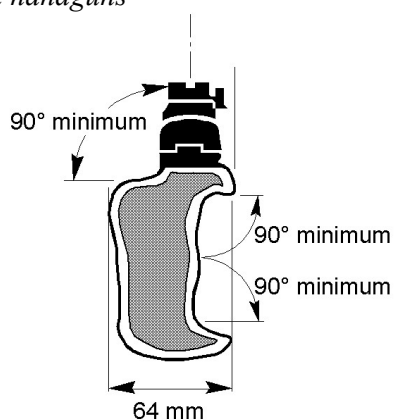


Figure A

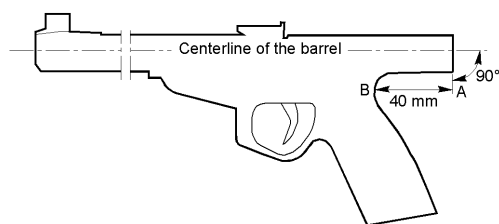


Figure B

However, curved surfaces on the grips or frame, including the heel and/or thumb rest in the longitudinal direction of the firearm are permitted. The centre line of the bore must pass above the web (between thumb and forefinger) of the hand holding the pistol in the normal firing position (see figure C).

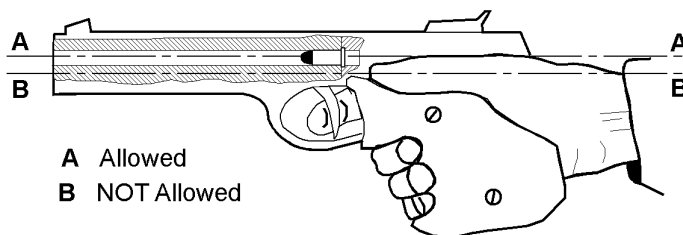
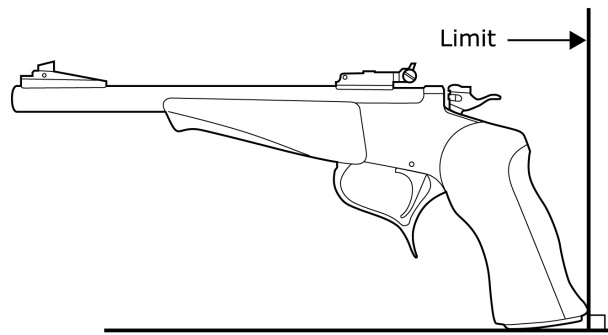


Figure C

No adjustable grips are allowed. All adjustable grip parts provided by the manufacturer must be removed.


Replacement of grips with aftermarket grips is allowed. These grips must be catalogue items readily available to the general public and must be manufactured for that firearm. All grips (factory or after market) must be complete at all times in form and finish as manufactured.

Replacement of sights with aftermarket sights is allowed. Adaptor blocks for aftermarket sights are allowed. The height between the centerline of the bore and the center of the front sight or the highest point of a blade may not be more than 50 mm. Drilling and taping for sights or adaptor blocks is allowed. No part of the rear sight, including the sunshade or hood, may extend beyond the rear of the pistol, actions uncocked (refer to the drawing).



The sights may be painted or smoked to suit the competitor. This includes painting of sight setting marks.

Diopters are not allowed on pistols used in Production events for the Big Bore Pistol categories (Revolver, Production and Standing), as well as in the Small Bore Production and Revolver categories and the Field Pistol Production category. The only sight apparatus allowed for these categories are a notched leaf type rear sight associated to a solid front sight, giving a sight picture similar to the following drawings:



Diopters are allowed only in the Small Bore Standing category and the Field Pistol Any Sights category.

1°) Non-functional embellishments such as engraving, inlays or inscriptions are allowed on the pistol but not on the grips or sights.

2°) Drilling and tapping for a scope mount is allowed. Such a pistol can be used in any Big Bore, Small Bore or Field Production category with the scope mount (no rings) on it as long as the mount is not used as a shooting aid. When no scope mount is left on the pistol, the holes must be fitted with plug screws.

A trigger job may be performed on **any Big Bore, Field or Small Bore firearm**. A trigger job consists of smoothing or stoning the burrs off the sear and hammer notch to achieve a smooth and safe release. The return spring and/or hammer spring can be cut or reshaped or replaced by aftermarket springs. No other internal modification is allowed.

A double action revolver **MUST** be able to fire double action.

A revolver cylinder **MUST** rotate without any help from the shooter other than cocking the hammer (single action mode) or pulling the trigger (double action mode).

A revolver or semi-automatic pistol used in **any event (except unlimited)** must be loaded with five rounds and fired as such.

*GTR all handguns*

### **B. Production Pistol Scope Mount**

A scope mount which is or has been a catalogue item readily available to the general public. It must be complete at all times in form and finish as manufactured.

The distance between the axis of the optical device and the axis of the bore cannot exceed 76mm (3").

### **C. Production Scope**

A scope which is or has been a catalogue item readily available to the general public. It must be complete at all times in form and finish as manufactured. Adjustment knob caps can be removed. Any kind of scope or optical device is allowed, except Laser beam devices.

### **D. Cartridges**

#### **a) Big Bore:**

Any self-contained centre fire cartridge meeting the following requirements. A cartridge must fit a chambering available to the general public. For cartridges for which no cases are available on a commercial basis, reloading dies must be catalogue items readily available to the general public. There are no other limitations

#### **b) Small Bore:**

Any manufactured 22 Short, 22 Long or 22 Long Rifle self contained rimfire cartridge.

#### **c) Field Pistol:**

Any **Big Bore cartridge** with a case no longer than the 22 Hornet case nominal length (1.403" or 35.64mm). Rimfire cartridges are not allowed.

## **SECTION III: Unlimited**

### **A. Unlimited Pistol**

A pistol with maximum barrel length and sight radius of 381mm (15") and a maximum weight limit of 2.041 grams (4.5 pounds), unloaded with magazine. The sight radius to be measured from the rear surface of the rear sight blade to the highest point of the front blade or peep. The overall length of all sighting apparatus including hoods, covers, tubes, sunshades, extensions or whatever, shall not exceed 457mm (18").

Barrel length is measured by inserting a rod down the barrel until it makes contact with the bolt or breech face, then a straight edge placed horizontally across the muzzle of the highest part of the crown. The distance between the bolt face or breech and the top of the crown, thus measured, is the official barrel length.

The overall length of Unlimited firearms may not be more than 635mm (25"), measurement to be «square» or parallel to centre line of bore.

Muzzle brakes or any device(s) functioning in a similar manner are not allowed. **Barrels threaded at the muzzle are allowed. During shooting the external thread must be covered with same diameter thread protector as what the barrel is. Internal thread must be protected with a plug that has a moderate diameter hole for the bullet. Making the thread may not result in a gun that would otherwise not be Production to come within the rules limits. The length of the thread is limited to 20mm. The threaded section must be covered by a solid screw-on cap which must follow the contour of the barrel. The cap will be included in the weight of the barrel. The cap may not be used to extend the sight radius.**

A revolver or semi-automatic pistol used in an Unlimited event may be loaded and fired single-shot at the option of the competitor.

**B. Unlimited Cartridges**

**a) Big bore:**

Any self-contained centre fire cartridge. For the Unlimited event, which is shot on ½ scale targets, the minimum calibre is 6mm (0.243").

**b) Small Bore:**

Any manufactured 22 Short, 22 Long or 22 Long Rifle self contained rimfire cartridge.

**SECTION IV: ALLOWED - NOT ALLOWED**

**A. Allowed**

The following equipment/accessories/attitudes are allowed:

**a) Shooting mat:**

A flat shooting mat or ground cover of a thickness not to exceed 25.4mm (1"). This mat must be of uniform thickness and cannot be folded or used to gain any support.

**b) Elbow protection:**

Athletic elbow pads or other such material used to protect a shooter's elbow of a thickness not to exceed 25.4mm (1"). Such protection shall not be excessively padded or stiff, so as to be used as a shooting aid or artificial support.

**c) Gloves:**

Shooting gloves, so long as they are not excessively padded or stiff so as to be used as a shooting aid.

**d) Shields:**

Blast shields used in the freestyle position if used for protection only and not as a shooting aid.

**e) Auxiliary lenses:**

Auxiliary lenses and/or loupes as long as they are attached to the eye-glass lens or frame. Said lens and/or loupe may not extend more than 25.4mm (1") beyond the eyeglass frame.

**f) Sun glasses:**

Clip-on sun glasses over prescription glasses.

**g) Iris:**

Iris diaphragm attached to the eye-glass lens or frame.

**h) Cap:**

Shooting cap.

**i) Handling:**

Ammunition and/or clip handling between courses of fire.

**B. Not Allowed**

*GTR all handguns*

The following equipment/accessories/positions are not allowed:

a) Optical devices:

Scopes or any optical devices (except as allowed for Field Pistol or auxiliary lenses as defined in SECTION IV.A above).

b) Artificial rests:

Artificial rests or supports, slings, padded or unnecessarily heavy clothing, or any kind of wrist or arm supports or bracelets.

c) Shooting shoes:

Shooting shoes especially designed for that purpose.

d) Clothes:

Shooting clothes especially designed for that purpose.

For all standing events:

Commercial type trap and skeet vests (sleeveless) and shotgun shooting shirts are permitted as well as clothing normally suitable for existing climatic conditions. Shooting clothing (vests, pants, shoes, etc) is not allowed.

Unnecessarily heavy clothing, or anything on the person that would provide artificial support, such as clothing having excess padding or stiffening material, or is excessively tight or which restricts or support the body in the shooting position (including accessories worn under the clothing), may not be worn.

Vests or clothes that may be considered or construed to be unnecessarily heavy, or tight, or to provide artificial support are permitted if they can be closed over a gauge made of 101.6 mm (4") thin wall PVC pipe, not less than 762 mm (30") in length, passed through the entire length of the garment. The garment must also be opened or vented from the bottom edge to a point 50.8 mm (2") above the summit of the crest of the hipbone.

e) Adhesives and padding:

Adhesive materials or padding used on the shooter's clothing or on any part of his firearm.

f) Triggers:

Triggers which function on the release.

g) Programmed aiming devices:

Any aiming device programmed to activate the firing mechanism.

h) Checkering:

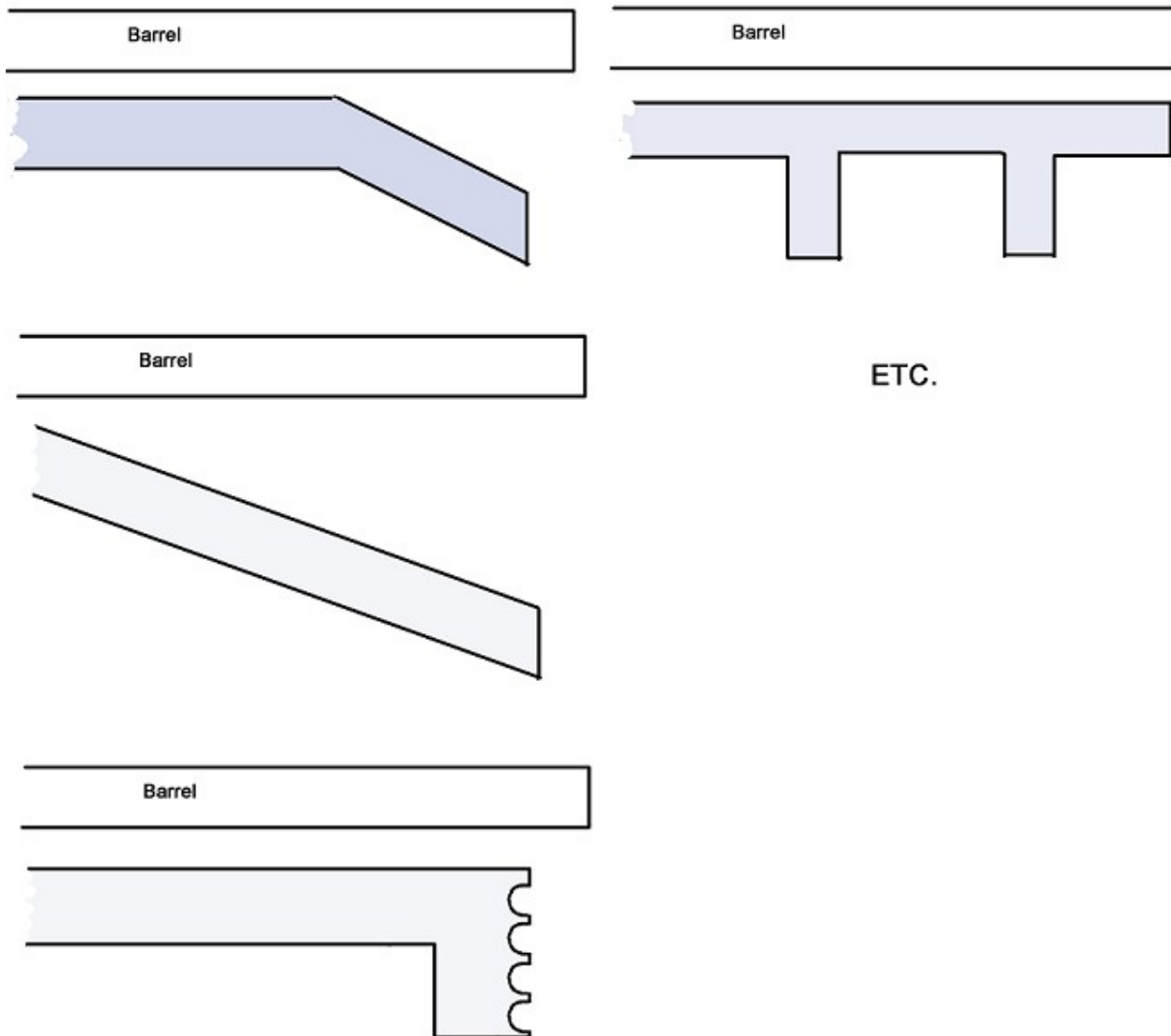
Checkering the front end of forends (Unlimited firearms).

i) Forends (Production and Unlimited firearms):

"Funny forends" with wedges or melon slices cut out of one or both sides with the idea of providing a contour effect to fit the shooter's leg or some other part of his anatomy as a shooting aid. All these and any other variations are violating the artificial rest rule. Match Directors and juries have the authority to rule on any funny forend at any match. If, in their opinion, any of these funny forends violates either the artificial rest rule, the spirit of the rule, or both, they have the authority to refuse the entry of any such firearm in any IMSSU match

No part of the forend may protrude in a direction which is not parallel to the bore's axis.

Examples of forbidden forends which illustrate the spirit of the rule:

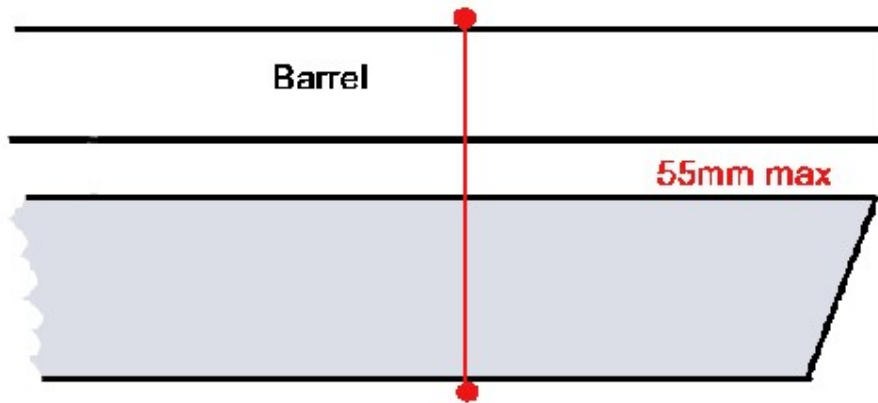


It is not allowed to hold a pistol by slipping the fingers or any part of the hand between the barrel and the forend, freestyle or standing.

### *GTR all handguns*

The distance between the upper side of the barrel and the underside of the forend (taken at the middle of the barrel) cannot exceed 55 mm.

Drawing not to scale:



### j) Rests:

Hooking a thumb or fingers in pockets and/or grasping objects in the pockets, inside or out, or otherwise using such means or objects as a rest or reference point.

### k) Extractor.

All handguns must be equipped with a device which partially or totally extracts the empty cases or an unfired cartridge from the chamber. Pistols without such a device are not allowed.

## **Section V: Shooting events procedures and competition rules**

### **A. Loading, firing and alibi periods**

The loading period is 30 seconds.

The firing period is 2 minutes.

A tolerance of plus one second is allowed for these time periods. Thus, the loading period must be between 30" and 31" and the firing period must be between 2' and 2'01".

The alibi period is 30 seconds for loading and 24 seconds for each alibi shot with the same tolerance.

### **B. Events order**

Competitors can choose the order they wish to shoot the different events. For a given relay, they can make their choice at firearm certification, or before. This choice must comply with the rules (i.e. when shooting the Production event with a revolver, one must shoot the Revolver event before the Production event).

The organizers can impose some shooting order to the competitors only to allow for range configuration.

### **C. Shooting procedure**



The closest targets are shot first and so on.

**D. Firearms transportation**

**A box** with no lid or with a transparent lid is **mandatory to place and transport the handgun between each string of fire**. The host club must provide enough boxes to lend or rent to the shooters who have no boxes of their own.

## **SPECIAL TECHNICAL RULES for the Big bore Pistol category**

### **A. Events**

Competition will be in four events:

<b>Events</b>	<b>Shooting positions</b>	<b>Pistols used</b>
Revolver	Freestyle	Production Revolver
Production	Freestyle	Any Production handgun
Unlimited	Freestyle	Unlimited handgun
Standing	Standing	Any Production handgun

See General Technical Rules for all handguns categories: SECTION I (Shooting positions), SECTION II (Production rules) and SECTION III (Unlimited).

The events are ranked as Revolver, Production and Unlimited, with Unlimited being the highest.

Any Production gun can be fired in a "higher" event after it is fired in its own event.

The Standing event may be shot at any time, with one exception: if a competitor chooses to use the standing position in a Production freestyle event and wishes to enter the Standing event using the same handgun, the Standing event must be fired first.

### **B. Targets Specifications**

Targets shall be full scale per official IMSSU scale templates.

The official Big Bore templates are scaled on 25.4 mm (1") square grids.  
See General Technical Rules, Section III : Target standards.

Steel thickness:

- Chicken and pig: 12mm (1/2").
- Turkey and ram: 10mm (3/8").

For safety, use of T1 steel or equivalent is highly recommended and mandatory for championship matches. Use of T1 steel or equivalent is mandatory for the chickens.

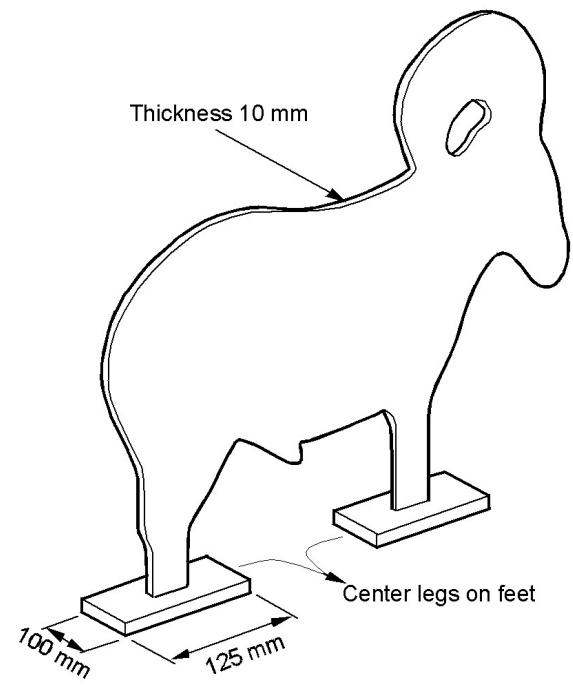
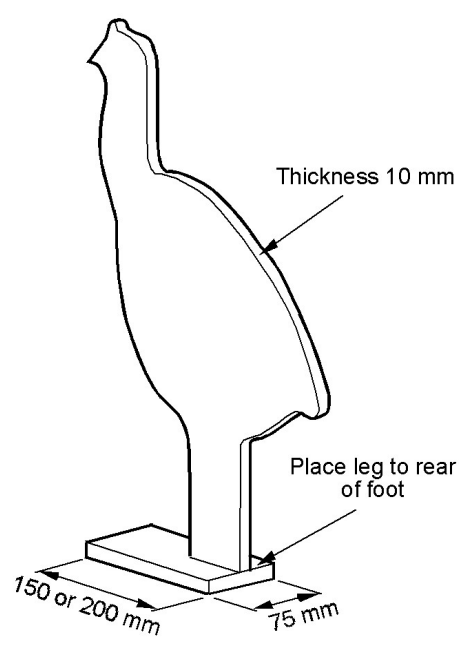
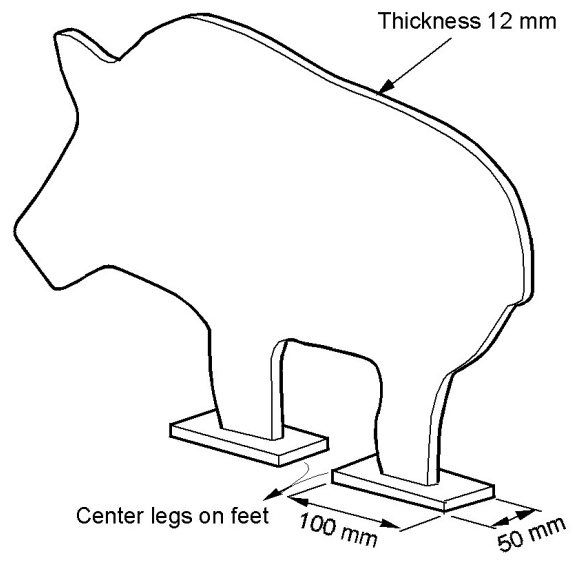
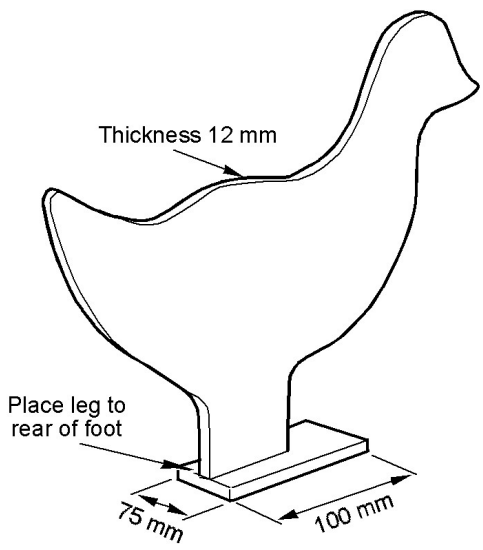
Dimensions of the "feet":

- Chicken: 75mm x 100mm (3"x 4").
- Pig: 50mm x 100mm (2"x 4").
- Turkey: 75mm x 200mm (3"x 8").
- Ram: 100mm x 125mm (4"x 5").

Old turkey's silhouettes with 75mm x 150mm (3"x 6") feet may be used.

Material used for the feet must be the same as the silhouette targets.  
For the Unlimited event, 1/2 scale (Field Pistol) targets will be used.

**BIG BORE PISTOL**



*STR Big Bore Pistol*

**C. Targets Setting**

The range will have rams at 200 metres; turkeys at 150 metres; pigs at 100 metres; and chickens at 50 metres. A five (5) metres plus or minus variation in actual distance from the firing point to each individual silhouette is allowed.

IMSSU will sanction matches held at ranges that have a maximum distance of 183 metres (200 yards) due to range construction. This is provided that all shoot announcements state that the 200 metre rams will be shot at 200 yards.

**D. Rams**

This rule does not apply to ½ scale rams used for the Unlimited event.

Each ram shall be set so that the centre of gravity is no more than 25.4mm (1") for 3/8" ram thickness or 22mm for 10mm ram thickness from the topple point. These are **maximum values**. If possible, it is recommended that the rams be set below these values.

As a simple explanation, the official width of a ram's feet is 100mm (4 "). The ram should be moved carefully backward on its stand with the feet overhanging the back edge until the topple point is achieved. From that point it may be moved forward to achieve stability but, as the rule state, not more than 25.4mm or 22mm (according to the ram thickness) forward of this topple point. It is suggested that some method be employed that prevents the ram from being set forward of the determined setting by the target setters. If the ram is not stable at the 25.4mm (or 22mm) forward set because of wind conditions, then the ram should be clamped. At no time may a ram be set full foot, shimmed, etc, to prevent it from falling due to wind conditions. During championship matches, ram settings should be verified by the referees before the first relay of each day.

Optional ram topple rule: A ram will be legally set if 19mm (3/4") is removed from the back edge of both feet of a regulation IMSSU ram for 3/8" ram thickness (22mm for 10mm ram thickness). The ram must then be set full foot with the back edge of the feet flush with the back edge of a level steel stand.

**E. Scopes**

No scopes or other optical devices are allowed in any event.

**F. Classification**

<b>Classes</b>	<b>Unlimited</b>	<b>Revolver and Production</b>	<b>Standing</b>
B	0 to 20	0 to 20	0 to 10
A	20 to 30	21 to 30	11 to 22
INT	30 to 40	31 to 40	23 to 40

## **SPECIAL TECHNICAL RULES for the Small Bore Pistol category**

### **A. Events**

Competition will be in four events:

<b>Events</b>	<b>Shooting positions</b>	<b>Pistols used</b>
Revolver	Freestyle	Production Revolver
Production	Freestyle	Any Production handgun
Unlimited	Freestyle	Unlimited handgun
Standing	Standing	Any Production handgun

See General Technical Rules for all handguns categories: SECTION I (Shooting positions), SECTION II (Production rules) and SECTION III (Unlimited).

The events are ranked as Revolver, Production and Unlimited, with Unlimited being the highest.

Any Production gun can be fired in a "higher" event after it is fired in its own event.

The Standing event may be shot at any time, with one exception: if a competitor chooses to use the standing position in a Production freestyle event and wishes to enter the Standing event using the same handgun, the Standing entry must be fired first.

### **B. Targets Specifications**

Targets shall be 3/8 scale of full size silhouettes as per official IMSSU templates.

The official small bore templates are scaled on 9.52 mm (3/8") square grids.  
See General Technical Rules, Section III : Target standards.

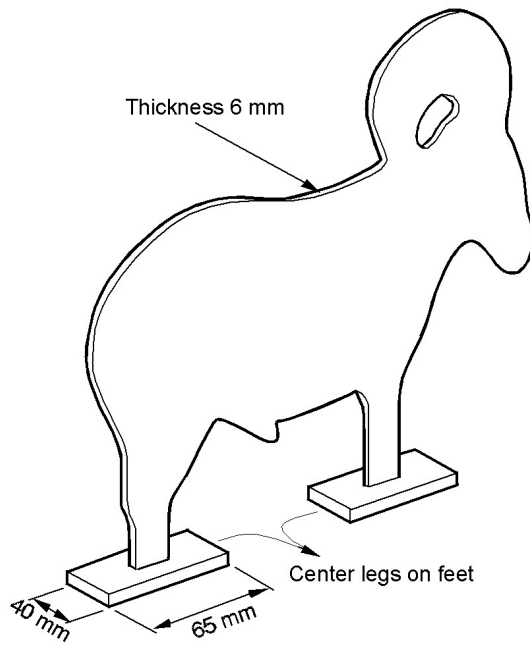
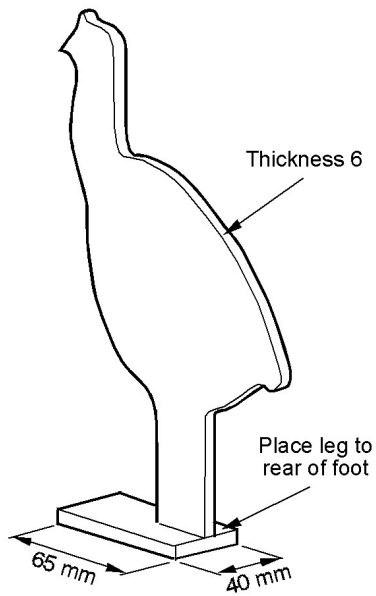
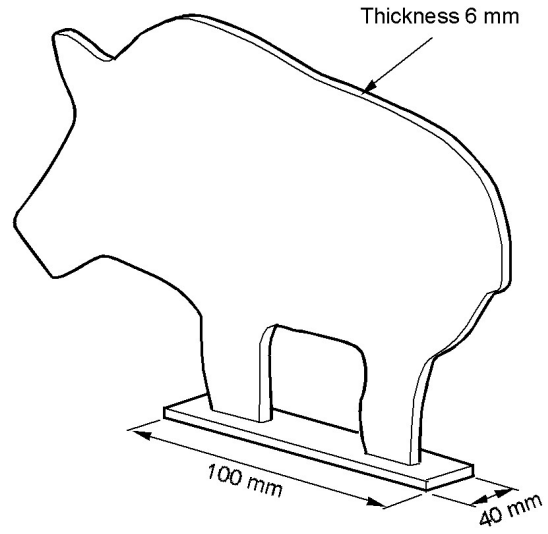
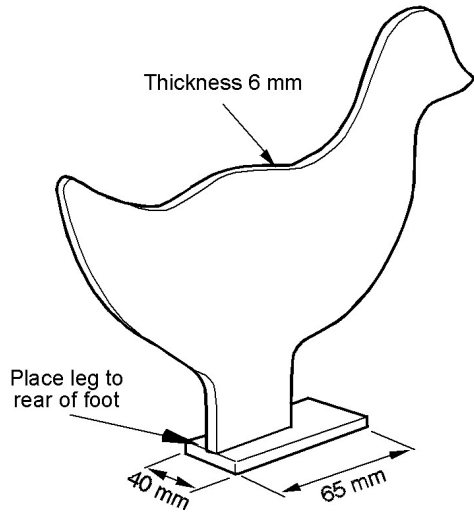
Steel thickness: 6mm (3/16" or 1/4")

Dimensions of the "feet":

- Chicken, turkey and ram: 40mm x 65mm (1.5" x 2.5").
- Pig: 40mm x 100mm (1.5" x 4").

Material used for the feet must be the same as the silhouette targets.  
For the Unlimited event, the Small Bore Rifle targets will be used.

### SMALL BORE PISTOL



**C. Target Setting**

The range will have rams at 100 metres or yards; turkeys at 75 metres or yards; pigs at 50 metres or yards; and chickens at 25 metres or yards. A two (2) metres or yards plus or minus variation in actual distance from the firing point to each bank of targets are allowed. All targets must be set by the same unit of measurement (metres or yards). The unit of measurement used should be posted at the match.

**D. Scopes**

No scopes or other optical devices are allowed in any event.

**E. Classification**

<b>Classes</b>	<b>Unlimited</b>	<b>Revolver and Production</b>	<b>Standing</b>
B	0 to 20	0 to 20	0 to 10
A	20 to 30	21 to 30	11 to 22
INT	30 to 40	31 to 40	23 to 40

## **SPECIAL TECHNICAL RULES for the Field Pistol category**

### **A. Events**

Competition will be in two events:

<b>Events</b>	<b>Shooting position</b>	<b>Pistol used</b>
Production	Standing	Any Production handgun as per Big Bore (no diopters)
Production any sights	Standing	Any Production handgun with any kind of sights

See General Technical Rules for all handguns categories: SECTION I (Shooting positions) and SECTION II (Production rules).

The events are ranked as Production and Production any sights, with Production any sights being the highest.

When using the same handgun for both events, and if the Production any sights event is shot with open sights, the Production event must be shot first.

### **B. Targets Specifications**

Targets shall be 1/2 scale of full size silhouettes as per official IMSSU templates.

The official Field Pistol templates are scaled on 12.7mm (1/2") square grids.  
See General Technical Rules, Section III : Target standards.

Use of T1 steel or equivalent is mandatory.

Steel thickness: 10mm or 12mm (3/8" or 1/2").

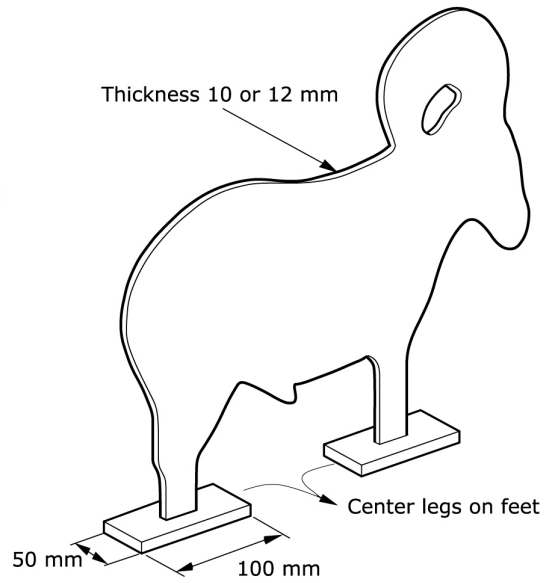
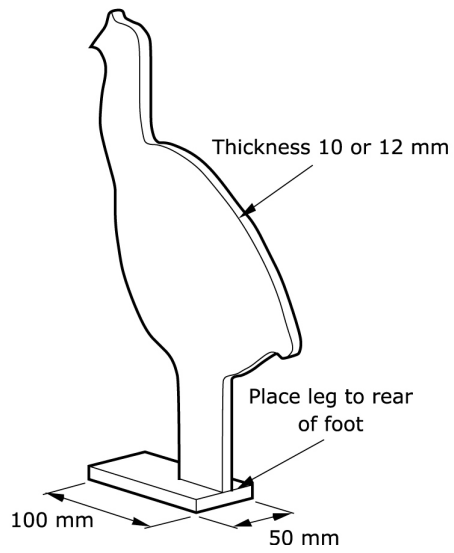
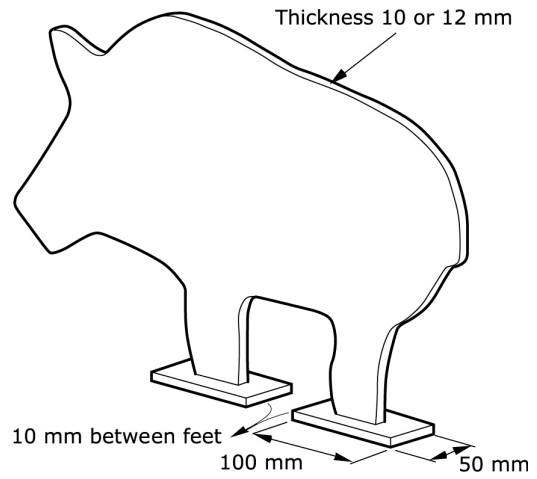
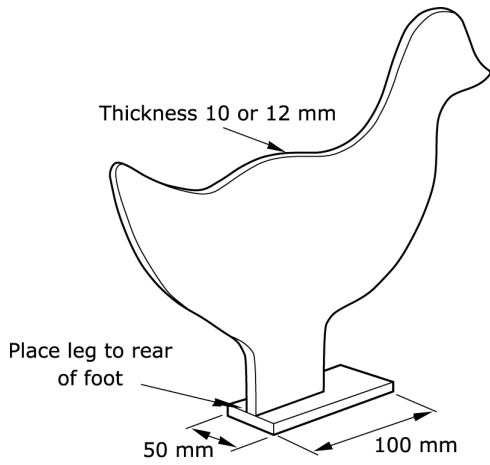
Dimensions of the "feet": 50mm x 100mm (2" x 4").

The feet of the pigs may be a single piece of metal measuring 50mm x 150mm (2"x 6").

Material used for the feet must be the same as the silhouette targets.



FIELD PISTOL



*STR Field Pistol*

**C. Target Setting**

The range will have rams at 100 metres or yards; turkeys at 75 metres or yards; pigs at 50 metres or yards; and chickens at 25 metres or yards. A two (2) metres or yards plus or minus variation in actual distance from the firing point to each bank of targets are allowed. All targets must be set by the same unit of measurement (metres or yards). The unit of measurement used should be posted at the match.

**D. Weight**

In the Production Scoped event, the pistol weight, unloaded with magazine, shall not exceed 2.041 grams (4.5 pounds). Open sights may be removed to fit a scope mount. Hammer extensions are allowed on scoped pistols only.

**E. Scopes and Mounts**

No scopes or other optical devices are allowed in Field Pistol Production event.

Scopes and mounts used in Production Scoped event must be Production items.

**F. Classification**

<b>Classes</b>	<b>Field Production</b>	<b>Field Scoped</b>
B	0 to 10	0 to 10
A	11 to 22	11 to 22
INT	23 to 40	23 to 40

# **GENERAL TECHNICAL RULES**

## **for all rifles categories**

### **SECTION I: Shooting positions**

#### **A. Standing position**

Any safe standing position without artificial support. The rifle will be supported by the hands and one shoulder only. One hand must be forward of the pistol grip. Either the cheek must be in contact with the side of the butt stock or the chin may rest on top of the comb.

### **SECTION II: Sighter shots**

Refer to IMSSU "General technical rules" SECTION VI: Shooting events procedures and competition rules; D. Sighter shots.

### **SECTION III: Allowed - Not allowed**

#### **A. Allowed**

##### **a) Spotting scopes:**

The use of spotting scopes by the coach/spotter is permitted.

##### **b) Gloves:**

May not be worn except when required for warmth. Conditions permitting use of gloves will be determined by the Jury. Padded or unnecessarily heavy gloves may not be worn.

##### **c) Clothing:**

Commercial type trap and skeet vests (sleeveless) and shotgun shooting shirts are permitted as well as clothing normally suitable for existing climatic conditions. Shooting clothing (vests, pants, shoes, etc) is not allowed.

Unnecessarily heavy clothing, or anything on the person that would provide artificial support, such as clothing having excess padding or stiffening material, or is excessively tight or which restricts or support the body in the shooting position (including accessories worn under the clothing), may not be worn.

Vests or clothes that may be considered or construed to be unnecessarily heavy, or tight, or to provide artificial support are permitted if they can be closed over a gauge made of 101.6 mm (4") thin wall PVC pipe, not less than 762 mm (30") in length, passed through the entire length of the garment. The garment must also be opened or vented from the bottom edge to a point 50.8 mm (2") above the summit of the crest of the hipbone.

d) Barrels : barrels threaded at the muzzle are allowed. Maximum length of thread : 20 mm. When not in use, the threaded section must be covered by a solid screw on cap which must follow the contour of the barrel. The cap will be included in the weight of the rifle.

#### **B. Not allowed**

##### **a) Palm rest:**

Not permitted.

*GTR all rifles*

**b) Butt plates and cheek pieces:**

A butt or butt plate having a curved rear surface in which the depth of the curve exceeds 12.7 mm ( $\frac{1}{2}$ " ) when measured from a straight line drawn from the top to the bottom of the butt plate is prohibited. Butt plates must be centred. Adjustable cheek pieces must be fixed and sealed in place.

**c) Compensators and muzzle brakes:**

The use of compensators, muzzle brakes and barrel porting is prohibited.

**d) Equipment general:**

All devices or equipment which may facilitate shooting, and which are not mentioned in these rules, or which are contrary to the spirit of these rules are forbidden.

## **SECTION IV: Loading, firing and alibi periods**

The loading period is 30 seconds.

The firing period is two and a half ( $2\frac{1}{2}$ ) minutes.

A plus one second tolerance is allowed for these time periods. Thus, the loading period must be between 30" and 31" and the firing period must be between 2' 30" and 2' 31".

The alibi period is 30 seconds for loading and 30 seconds for each alibi shot with the same tolerance.

## **SECTION V: Shooting procedures**

Organisers may squad competition for rifles as desired. The order to be shot, if decided by the organisers, will be advertised prior to the commencement of competition.

At International Championships, the recommended method of running Rifle Metallic Silhouette matches is:

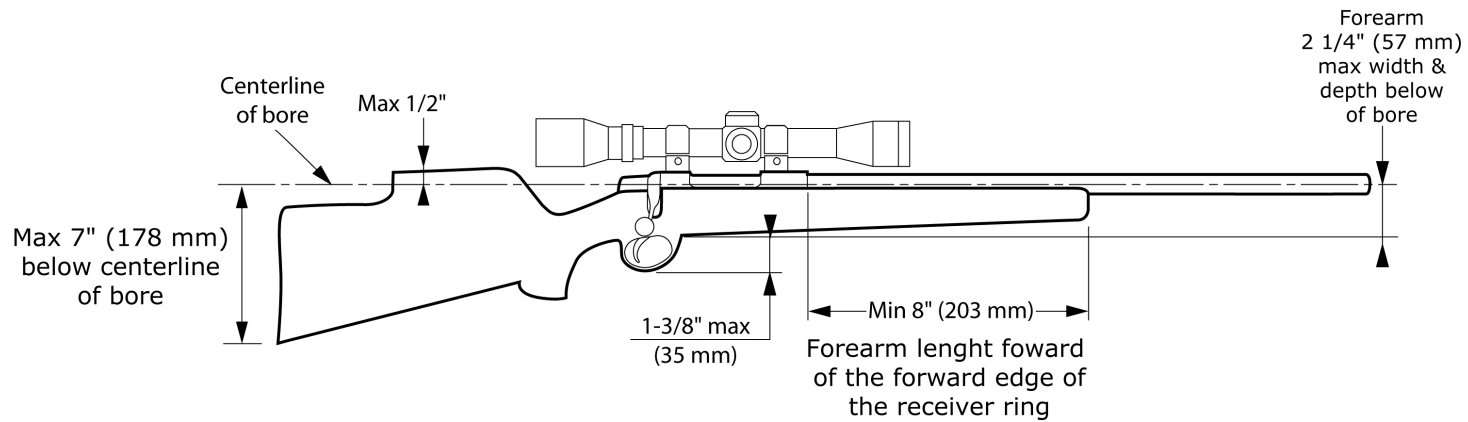
Rifle shooters shall be called to the firing line in relays, which shall consist of the number of shooters for which there are firing points and targets available. All shooters in a relay will fire two 5 shot strings. On completion of the two 5 shot strings, the range will be cleared, the targets reset and the next relay shall be called to the line. This continues until all shooters have fired their first relay of the match. The first relay is then recalled to the firing line and the process is repeated until the entire match is shot. Shooters may be rostered to commence their 5 shot strings on any bank of targets, whether chickens, pigs, turkeys or rams and will proceed through the match in that order.

If no 500 meters range is available in the Member Country sponsoring the World Championships, a substitute event will be organized for the Big Bore Rifle on the 200 meters Big Bore Pistol range. The Big Bore Rifle events will be shot by the Big Bore Rifle Rules except that  $\frac{1}{2}$  scale (Field Pistol size) silhouettes will be used at the following distances:

- Chickens set at 100 meters.
- Pigs set at 150 meters.
- Turkey set at 200 meters.
- Rams set at 200 meters.

## **ALLOWABLE DIMENSIONS FOR SILHOUETTE HIGH POWER AND SMALLBORE RIFLE**

CENTER OF COMB (IN VERTICAL PLANE THROUGH CENTER OF BORE)  
MUST BE BELOW CENTER OF BORE. MONTE CARLO OR ROLLOVER MAY  
NOT EXCEED 1/2" or 12.7 MM ABOVE CENTER LINE ON THE OFF SIDE.



**MAXIMUM TOTAL WEIGHT WITH SIGHTS  
4.6 KILOGRAMS (10lb 2oz 109 grs)**

## **SPECIAL TECHNICAL RULES for the Big Bore Rifle category**

### **SECTION I: Big Bore Rifle events**

Competition will be in two events:

<b>Events</b>	<b>Shooting positions</b>	<b>Rifles used</b>
Silhouette	Standing	Silhouette rifle
Hunting	Standing	Hunting rifle

#### **A. Silhouette rifle**

Fired with a silhouette type rifle that must be 6 mm (.243") or larger calibre meeting the following specifications:

**a) Maximum weight:**

4.6 kg (10lb 2oz 109 grs) including sights.

**b) Sights:**

Any sights may be used. Any sighting device programmed to activate the firing mechanism is prohibited.

**c) Trigger:**

Any trigger not subject to accidental discharge. Triggers which function on release are not permitted. In the event of accidental discharge, the Range Officer shall require trigger adjustment or replacement of the rifle.

**d) trigger guard:**

Must be present and may not vary from conventional configuration for the purpose of providing added thumb or palm support. It shall be no deeper than 35 mm (1" <sup>3</sup>/<sub>8</sub>) below the bottom line of the fore-end.

**e) Stock:**

The fore-end (that portion of the stock forward of the trigger guard), including the trigger guard mounts and screws, shall not exceed 57 mm (2" <sup>1</sup>/<sub>4</sub>) wide, and 57 mm (2" <sup>1</sup>/<sub>4</sub>) deep measured from the centre-line of the bore. The fore-end shall extend a minimum of 203 mm (8") forward of the forward edge of the receiver ring. The comb shall not extend above the centre-line of the bore, but the Monte Carlo roll may rise 12.7 mm (<sup>1</sup>/<sub>2</sub>") on the off side. The toe of the stock including butt plate or recoil pad shall be no more than 178 mm (7") below the centre-line of the bore. Butt plate or recoil pad may not extend below the lower line of the stock. Attachments, either removable or permanent, which do not cause any portion of the rifle to exceed the weight or dimensions as listed are permitted provided they do not extend past the end of the barrel.

Swivels and slings are permitted, but slings may not be used for arm support in shooting.

f) Barrel:

May not be longer than 762 mm (30") including any sleeve or attachment, as measured from the face of the closed bolt to the end of the barrel.

**A rifle which fits into the Big Bore Hunting Rifle event may also be used in the Big Bore Silhouette Rifle event, even if this rifle does not meet the dimensional specifications required for the Silhouette event.**

**B. Hunting rifle**

Fired with a hunting style rifle of 6 mm (.243") or larger calibre. Non bolt action single-shot rifles must have a separate butt stock and fore-end. All other types of rifle must be repeating types and be fired by loading all cartridges from magazine or clip into rifle chamber.

- Magazines or clips holding at least 5 cartridges:
  - must be loaded with 5 cartridges.
- Magazines or clips holding less than 5 cartridges:
  - must be loaded to their full capacity, and then reloaded with the required number of cartridges to finish firing the current 5 shot string.

It is the intent of the rule to describe a common hunting rifle that is built by major arms manufacturers and that is, or was, readily available to the general public over the counter. It is the competitor's responsibility to provide any documentation which may be required to establish conformance of a rifle to the rules. Custom made rifles are prohibited. The following specifications must be met:

a) Maximum weight:

4.2 kg (9lb 4oz 67grs) including sights.

b) Sights:

Any sights may be used. Scopes may not be more than 38 mm (1" ½ ) above the rifle, as measured from the top of the receiver to the underside of the scope tube, nor may the scope be offset from the centre-line of the bore. Any sighting device programmed to activate the firing mechanism is prohibited. Where telescopic sights have been fitted, factory metallic sights may be removed from the firearm.

c) Trigger:

May be adjusted but may not be replaced with a custom trigger. Minimum trigger pull of .907 kg (2 pounds). Triggers which function on release are not permitted. In the event of accidental discharge, the Range Officer shall require trigger adjustment or replacement of the rifle. Rifle must be equipped with a functional safety.

d) Stock:

Must conform to the factory stock which came with the rifle. Attachments, either removable or permanent, are not permitted. Swivels and slings are permitted, but slings may not be used for arm support in shooting. The stock may not be hollowed out externally. No thumbhole stocks are permitted. Bedding and the addition of any standard non-target type recoil pad and butt spacers is allowed. Stocks may be shortened or lengthened as required.

e) Barrel:

Will be that of a hunting style rifle. Any replacement barrel shall conform to the dimensions of the factory original. No non-factory chambering will be permitted. Re-

### *STR Big Bore Rifle*

crowning or re-chambering of barrels is permitted, as is the removal of a section of barrel to correct damage to the muzzle or chamber, provided that the removal of that section of barrel does not alter the weight of a rifle to the extent of allowing it to fit into a weight class that it would not otherwise fit, had the barrel length not been altered.

#### f) Magazines:

If a magazine deeper than the trigger guard is used, it cannot be used by the shooter to support the rifle.

#### **C. Ammunition:**

Any centre-fire self contained ammunition having a projectile (bullet) of 6 mm (.243") or larger calibre.

No armour-piercing or tracer types are allowed.

The use of any other type of ammunition may be prohibited by the local range or tournament regulations. Loads that create holes or excessive cratering of more than ¼ of the thickness of the plate may be disallowed by the Match Director.

## **SECTION II: Target specifications**

Targets shall be full scale per official IMSSU scale templates.

The official Big Bore templates are scaled on 25.4 mm (1") square grids. Refer to IMSSU "General Technical Rules" SECTION III: Target Standards.

Steel thickness:

- Chicken and pig: 12 mm (½").
- Turkey and ram: 10 mm (¾").

For safety, use of T1 steel or equivalent is highly recommended, and mandatory for championship matches. Use of T1 steel or equivalent is mandatory for the chickens. Refer to IMSSU General Technical Rules SECTION III: Target Standards; B. Material.

Dimensions of the feet:

- Chickens: 75 mm x 100 mm (3" x 4").
- Pigs: 50 mm x 100 mm (2" x 4").
- Turkeys: 75 mm x 200 mm (3" x 8").
- Rams: 100 mm x 125 mm (4" x 5").

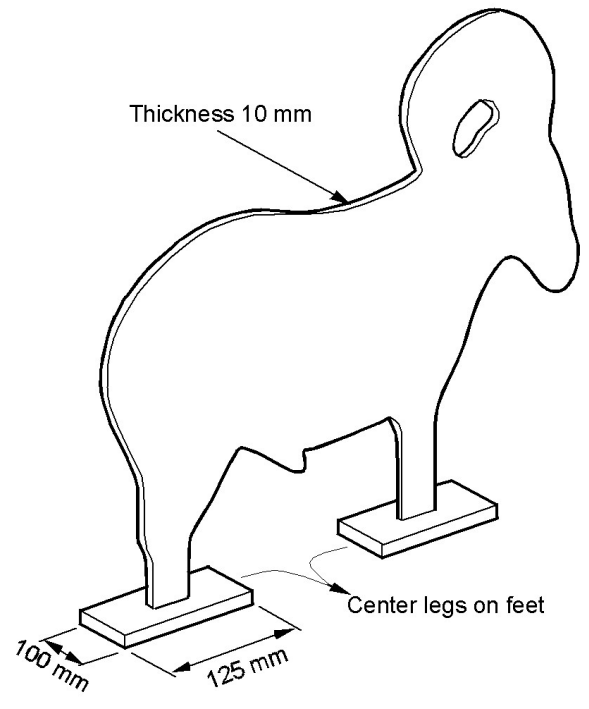
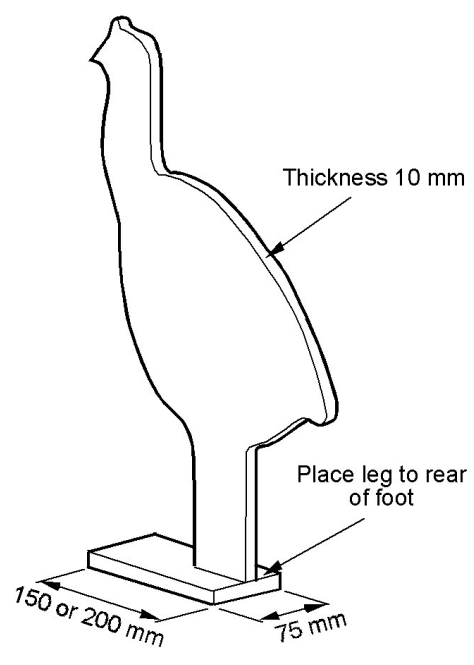
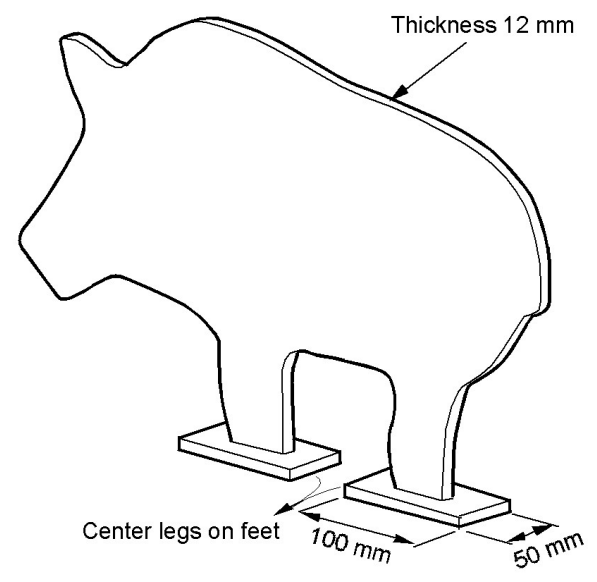
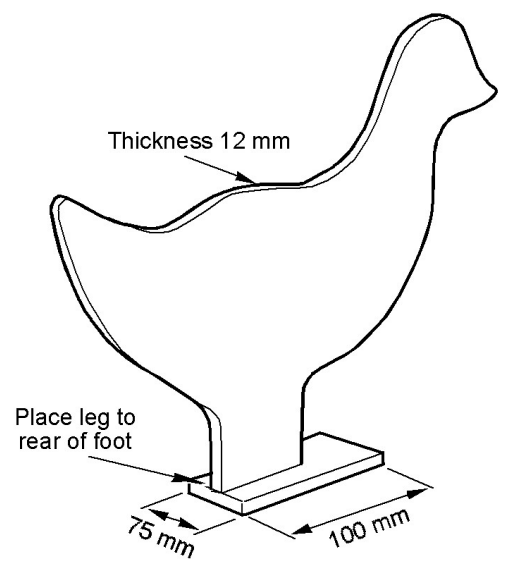
Material used for the feet must be the same as the silhouette targets.

Old turkey's silhouettes with 75mm x 150mm (3"x 6") feet may be used.

For the Big Bore Rifle substitute events shot on ½ size targets, steel sheets up to 15 mm thick may be used for all targets, at the organizers will.



**BIG BORE RIFLE**



### SECTION III: Target setting

The range will have rams at 500 metres, turkeys at 385 metres, pigs at 300 metres and chickens at 200 metres. A plus or minus 1% variation in actual distance from the firing point to all banks of the same silhouette is permissible.

It is desirable to have all stands not less than 150 mm (6") above the ground.

For rifle silhouettes, it is recommended that the feet of the targets and the top of the stands be the same size, with a maximum variation of 10%. Where solid rails are used, pads for each silhouette should be used and the pads will be considered to be the stand.

Targets should be placed a minimum of one target width apart, but no more than 3 ½ widths tail to head.

### SECTION IV: Classifications

Individual classification:

Classes	Big Bore Silhouette	Big Bore Hunting
International	32 - 40	29 - 40
Master	24 - 31	22 - 28
A	16 - 23	14 - 21
B	0 - 15	0 - 13

### SECTION V: Shoot offs

The Match Director has the option to decide how to break all ties, as long as it is listed in the program or posted at the range prior to the match.

The recommended shoot off procedure is as follows:

- International class shooters: 5 turkeys at 385 metres in 2½ minutes.
- Master class shooters: 5 rams at 500 metres in 2½ minutes.
- A class shooters: 5 chickens at 200 metres in 2½ minutes.
- B class shooters: 5 pigs at 300 metres in 2½ minutes.

## **SPECIAL TECHNICAL RULES for the Small Bore Rifle category**

### **SECTION I: Small Bore Rifle events**

Competition will be in two events:

<b>Events</b>	<b>Shooting positions</b>	<b>Rifles used</b>
Silhouette	Standing	Silhouette rifle
Light	Standing	Light rifle

#### **A. Silhouette rifle**

Fired with a silhouette type rifle identical to the description of the Big Bore Silhouette Rifle, except the rifle shall be chambered for only .22 calibre short, long or long-rifle rimfire cartridges.

##### a) Maximum weight:

4.6 kg (10lb 2oz 109grs) including sights.

##### b) Sights:

Any sights may be used. Any sighting device programmed to activate the firing mechanism is prohibited.

##### c) Trigger:

Any trigger not subject to accidental discharge. Triggers which function on release are not permitted. In the event of accidental discharge, the Range Officer shall require trigger adjustment or replacement of the rifle.

##### d) trigger guard:

Must be present and may not vary from conventional configuration for the purpose of providing added thumb or palm support. It shall be no deeper than 35 mm (1" <sup>6</sup>/<sub>16</sub>) below the bottom line of the fore-end.

##### e) Stock:

The fore-end (that portion of the stock forward of the trigger guard), including the trigger guard mounts and screws, shall not exceed 57 mm (2" <sup>1</sup>/<sub>4</sub>) wide, and 57 mm (2" <sup>1</sup>/<sub>4</sub>) deep measured from the centre-line of the bore. The fore-end shall extend a minimum of 203 mm (8") forward of the forward edge of the receiver ring. The comb shall not extend above the centre-line of the bore, but the Monte Carlo roll may rise 12.7 mm (<sup>1</sup>/<sub>4</sub>") on the off side. The toe of the stock including butt plate or recoil pad shall be no more than 178 mm (7") below the centre-line of the bore. Butt plate or recoil pad may not extend below the lower line of the stock. Attachments, either removable or permanent, which do not cause any portion of the rifle to exceed the weight or dimensions as listed are permitted provided they do not extend past the end of the barrel.

Swivels and slings are permitted, but slings may not be used for arm support in shooting.

### *STR Small Bore Rifle*

#### f) Barrel:

May not be longer than 762 mm (30") including any sleeve or attachment, as measured from the face of the closed bolt to the end of the barrel.

**A rifle which fits into the Small Bore Light Rifle event may also be used in the Small Bore Silhouette Rifle event, even if this rifle does not meet the dimensional specifications required for the Silhouette event.**

#### **B. Light rifle**

Fired with a sporting rifle identical to the description of the Big Bore Hunting Rifle, except that:

##### a) Weight:

The weight shall not exceed 3.855 kg (8lb 8oz) including sights.

##### b) Caliber:

The rifle shall be chambered for only .22 calibre short, long or long-rifle rimfire cartridges.

##### c) Type:

Any commercially available single shot or repeating type rifle may be used.

Repeating rifles must be fired by loading all cartridges from magazine or clip into rifle chamber.

-Magazines or clips holding at least 5 cartridges:

-must be loaded with 5 cartridges.

-Magazines or clips holding less than 5 cartridges:

-must be loaded to their full capacity, and then reloaded with the required number of cartridges to finish firing the current 5 shot string.

##### d) Barrel:

Will be that of a sporting rifle as supplied originally by the factory. Any replacement barrel must be an original factory barrel manufactured for that model rifle. Recrowning of barrels is permitted, as is the removal of a section of barrel to correct damage to the muzzle, provided that the removal of that section of barrel does not alter the weight of a rifle to the extent of allowing it to fit into a weight class that it would not otherwise fit, had the barrel length not been altered.

#### **C. Ammunition**

Any commercially available .22 calibre short, long or long-rifle rimfire ammunition will be permitted.

## **SECTION II: Target specifications**

Targets shall be one fifth scale of full size silhouettes as per official IMSSU scale templates.

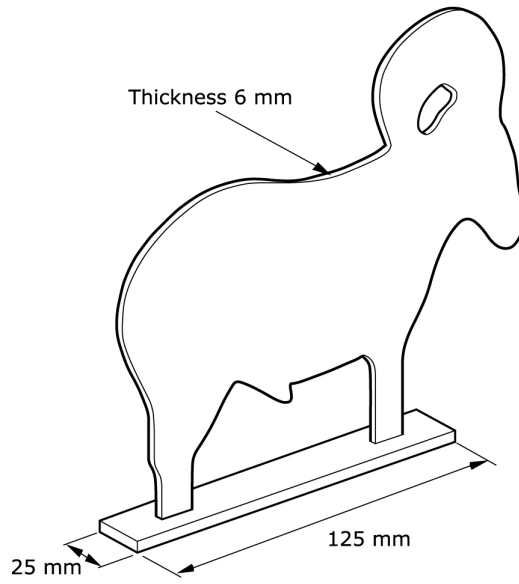
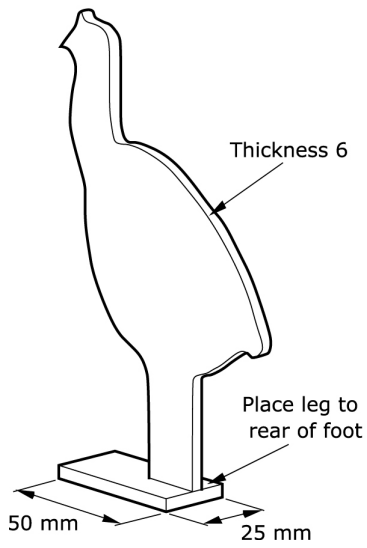
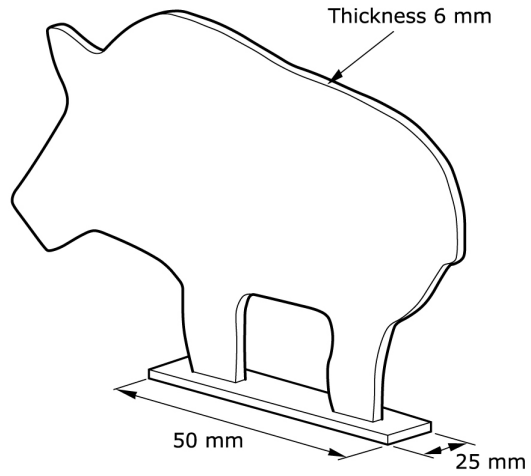
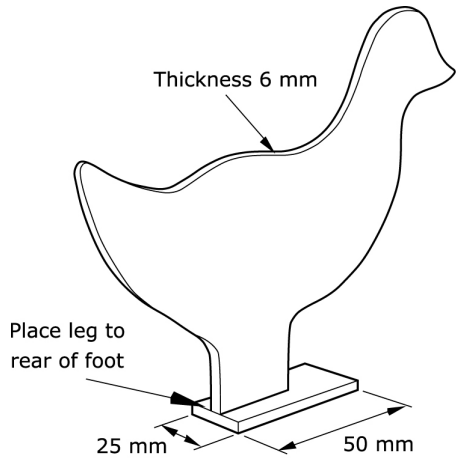
The official Small Bore templates are scaled on 5.08 mm (1/5") square grids. Refer to IMSSU General Technical Rules SECTION III: Target Standards. The hole between the horn and the head is optional.

Steel thickness: 6 mm (1/4").

Dimensions of the feet: all feet should be 25 mm (1") wide by 50 mm (2") long. The feet of the rams may be a single piece of metal measuring 25mm x 125mm (1"x 5").

Material used for the feet must be the same as the silhouette targets.

### SMALL BORE RIFLE



125 mm

### SECTION III: Target setting

The range will have rams at 100 metres, turkeys at 77 metres, pigs at 60 metres and chickens at 40 metres. A plus or minus 1% variation in actual distance from the firing point to all banks of the same silhouette is permissible.

Targets should be placed a minimum of one target width apart, but no more than 3 ½ widths tail to head.

### SECTION IV: Classifications

Individual classification:

Classes	Small Bore Silhouette	Small Bore Light
International	34 - 40	32 - 40
Master	27 - 33	25 - 31
A	20 - 26	18 - 24
B	0 - 19	0 - 17

### SECTION V: Shoot offs

The Match Director has the option to decide how to break all ties, as long as it is listed in the program or posted at the range prior to the match.

The recommended shoot off procedure is as follows:

- International class shooters: 5 turkeys at 77 metres in 2½ minutes.
- Master class shooters: 5 rams at 100 metres in 2½ minutes.
- A class shooters: 5 chickens at 40 metres in 2½ minutes.
- B class shooters: 5 pigs at 60 metres in 2½ minutes.

## SECTION VI: Non mandatory Small Bore Rifle events

These events are at the will of the organizers.

Competition will be in two events:

Events	Shooting	Rifles used
Silhouette Open Sights	Standing	Silhouette rifle
Light Open sights	Standing	Light rifle

When organized, these two events include the establishment of two more aggregates:

- Small Bore Rifle Open Sight Aggregate.
- Small Bore Rifle All Sights Aggregate (consisting of the current Small Bore Rifle Aggregate plus the Small Bore Rifle Open Sight Aggregate).

### **A Open Sights Silhouette Rifle**

Fired with a silhouette type rifle identical to the description of the Small Bore Silhouette Rifle.

#### **a) Sights:**

All telescopic sights are prohibited. All kinds of rear sights (notched, peep) and front sights (blade, ring) are allowed.

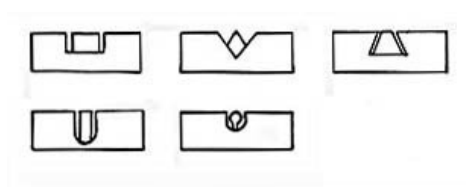
**A rifle which fits into the Small Bore Open Sights Light Rifle event may also be used in the Small Bore Open Sights Silhouette Rifle event, even if this rifle does not meet the dimensional specifications required for the Silhouette event.**

### **B. Open sights Light Rifle**

Fired with a sporting rifle identical to the description of the Small Bore Light Rifle.

#### **a) Sights:**

All telescopic sights are prohibited. The sight apparatus allowed for these categories are a notched leaf type rear sight associated to a solid front sight, giving a sight picture similar to the following drawings:



### **C. Ammunition**

Any commercially available 22 caliber short, long or long-rifle rimfire ammunition will be permitted.

### **D. Targets Specifications**

Targets shall be identical to Small Bore Pistol targets.

### **E. Target Setting**



Identical to Small Bore Pistol targets settings.

**F. Classes**

<b>Class</b>	<b>Small Bore Rifle Silhouette Open Sight</b>	<b>Small Bore Rifle Light Open Sight</b>
International	34 - 40	32 - 40
Master	27 - 33	25 - 31
A	20 - 26	18 - 24
B	0 - 19	0 - 17

## **AIRGUN RULES**

### **Usable pistols and rifles:**

- Production Pistol with classic post and notch sighting apparatus. No diopters, no scopes or other optical devices.
- Production Rifle. Any sights may be used. Adjustable buttplates must be centered. Adjustable combs may be raised no more than 1" (25.4 mm) above the lowest position. Forend palm rests cannot be used.

### **Production pistols and rifles:**

Any 4.5 mm (.177") pistol or rifle which conforms to the criteria and specifications of the ISSF rules.

### **Ammunitions:**

4.5 mm (.177) lead pellets.

### **Shooting positions:**

- Pistol:
  - Standing.
- Rifle:
  - Standing.

### **Events:**

- Production pistol Standing.
- Production rifle Standing.

### **Targets:**

Chickens and pigs should be made from 4mm and turkeys and rams from 3mm or nearest equivalent steel plate. Their size is 1/10<sup>th</sup> of full size targets.

### **Size of the feet:**

Chicken, Pig and Turkey: width  $\frac{3}{4}$ " or 19mm, length 1" or 25mm.  
Ram: width  $\frac{3}{4}$ " or 19mm, length 2" or 50mm.

### **Shooting distances:**

- Handguns:
  - Chickens: 10 m.
  - Pigs: 12 m.
  - Turkeys: 15 m.
  - Rams: 18 m.
- Rifles:
  - Chickens: 18 m.
  - Pigs: 27 m.
  - Turkeys: 33 m.
  - Rams: 41 m.

A tolerance of plus or minus 2.5 % is allowed.

The storage of reservoir tanks for either compressed air or CO<sub>2</sub> is prohibited on the firing line or in adjacent spectator areas.

All others IMSSU Sporting rules apply.

The organization of air gun matches is not mandatory during Continental and World Championships. Organizers can organize air gun competitions as side events at their will.

## **MODIFICATIONS WITH REGARD TO THE 1993 RULES**

### **GENERAL TECHNICAL RULES FOR ALL SHOOTING CATEGORIES**

#### **SECTION VI (Shooting events procedures and competition rules)**

Paragraph C (Shooting procedures):

The general shooting procedure (5 shot strings) is made explicit.

Paragraph H (Shoot Offs):

Aggregates tie breaks rules were completed.

#### **SECTION VII (Trophies - Awards - Prizes)**

Paragraph B (Trophy Awarding):

The sentence about competitor's sponsorship was cancelled.

### **GENERAL TECHNICAL RULES FOR ALL HANDGUNS CATEGORIES**

#### **SECTION I (Shooting positions)**

Paragraph B (Standing):

The text was modified to bar any interpretation about this position.

#### **SECTION II (Production rules)**

Paragraph A (Production Pistol):

Production trigger shoes are allowed if their width does not exceed the trigger guard width. The trigger width must not exceed the trigger guard width.

No part of the front sight post or blade (excluded an eventual production hood) and no part of the optical device (excluded an eventual production sun shade) may be located in front of the muzzle of the barrel.

A small bore pistol barrel may be drilled and tapped to allow the fitting of a scope mount.

The holes of a barrel drilled and taped for a scope mount must be fitted with plug screws when the scope mount is not present.

Paragraph E (Unavailability of parts for discontinued handguns):

If spare parts for a discontinued handgun are not available, they can be conditionally replaced by newly made ones.

**SECTION V (Shooting events procedures and competition rules)**

Paragraph A (Loading, firing and alibi periods):

A tolerance was determined for these periods.

Paragraph B (Events order):

Unless material impossibility, competitors can choose the order they wish to shoot the different events.

Paragraph C (Shooting procedure):

The handgun shooting procedure is made explicit (from the chickens to the rams).

Paragraph D (Firearms transportation):

A box is mandatory to place and transport handguns between shooting strings. The hosting club must provide such boxes (to lend or rent) to the shooters who have no boxes.

**SPECIAL TECHNICAL RULES FOR THE FIELD PISTOL CATEGORY**

Paragraph A (Events):

It is now possible to shoot the scoped event with an unscoped pistol.

**GENERAL TECHNICAL RULES FOR ALL RIFLE CATEGORIES**

**SECTION IV (Loading, firing and alibi periods)**

A tolerance was fixed for these periods.

**SECTION V (Shooting procedures)**

The rifle shooting procedure was made explicit.

**SPECIAL TECHNICAL RULES FOR THE BIG BORE RIFLE CATEGORY**

**SECTION I (Big Bore Rifle events)**

Paragraph B (Hunting rifle):

For repeating rifles, magazines or clips must be loaded with five rounds if they can hold them.

**SPECIAL TECHNICAL RULES FOR THE SMALL BORE RIFLE CATEGORY**

**SECTION I (Small Bore Rifle events)**

Paragraph B (Light rifle):

For repeating rifles, magazines or clips must be loaded with five rounds if they can hold them.

*Modifications*

## **MODIFICATIONS WITH REGARD TO THE 1997 RULES**

### **GENERAL TECHNICAL RULES FOR ALL SHOOTING CATEGORIES**

#### **SECTION IV (Range Standards – Target Setup)**

Paragraph A (General):

Target setting is more explicit.

Paragraph B (Firing Line):

The firing point must be flat and level.

Paragraph D (Colour):

Silhouette painting is detailed.

Paragraph E (Setting):

Silhouette stands are detailed.

### **GENERAL TECHNICAL RULES FOR ALL HANDGUNS CATEGORIES**

#### **SECTION II (Production rules)**

Paragraph A (Production Pistol):

Fox Ridge barrels may be used in Production on T/C Contender's frames.

Paragraph E (Unavailability of parts for discontinued handguns):

If spare parts for a discontinued handgun are not available, a broken part may be replaced by a newly made one provided that:

- the newly made part is identical in material, form, dimension, configuration and finish to the original.

No main part, except for the barrel, may be duplicated.

Replacement barrels must also be chambered in a calibre originally offered by the manufacturer.

### **SPECIAL TECHNICAL RULES FOR THE BIG BORE PISTOL CATEGORY**

Paragraph B (Target Specifications):

Dimensions of the «feet»:

- Turkey: 75mm x 200mm (3"x 8").

Old turkey's silhouettes with 75mm x 150mm (3"x 6") feet may be used.

## **SPECIAL TECHNICAL RULES FOR THE FIELD PISTOL CATEGORY**

### Paragraph A (Events):

Production scoped is now called Production any sights

When using the same handgun for both events, and if the Production any sights event is shot with open sights, the Production event must be shot first.

## **GENERAL TECHNICAL RULES FOR ALL RIFLE CATEGORIES**

### SECTION V (Shooting procedures)

Competition squading is recommended and described.

## **SPECIAL TECHNICAL RULES FOR THE BIG BORE RIFLE CATEGORY**

### SECTION I (Big Bore Rifle events)

#### Paragraph A (Silhouette rifle):

- a) Maximum weight: The Imperial and metric values are now equal
- d) Trigger guard: the depth is now 35 mm ( $1\frac{3}{8}$ "

**A rifle which fits into the Big Bore Hunting Rifle event may also be used in the Big Bore Silhouette Rifle event.**

#### Paragraph B (Hunting rifle):

- a) Maximum weight: The Imperial and metric values are now equal
- d) Stock: Bedding and the addition of any standard non-target type recoil pad and butt spacers is allowed. Stocks may be shortened or lengthened as required.
- e) Barrel: the reference to so called heavy barrels was suppressed. Any replacement barrel shall conform to the dimensions, configuration and material of the factory original.  
Recrowning of barrels is permitted, as is the removal of a section of barrel to correct damage to the muzzle, provided that the removal of that section of barrel does not alter the weight of a rifle to the extent of allowing it to fit into a weight class that it would not otherwise fit, had the barrel length not been altered.
- f) Magazines: If a magazine deeper than the trigger guard is used, it cannot be used by the shooter to support the rifle.

### SECTION II (Target Specifications)

Dimensions of the feet:

-Turkeys: 75 mm x 200 mm (3" x 8").

Old turkey's silhouettes with 75mm x 150mm (3"x 6") feet may be used.

*Modifications*

## **SPECIAL TECHNICAL RULES FOR THE SMALL BORE RIFLE CATEGORY**

### **SECTION I (Small Bore Rifle events)**

#### **Paragraph A (Silhouette rifle):**

- a) Maximum weight: The Imperial and metric values are now equal
- d) Trigger guard: the depth is now 35 mm ( $1\frac{3}{8}$ ").

**A rifle which fits into the Small Bore Light Rifle event may also be used in the Small Bore Silhouette Rifle event.**

#### **Paragraph B (Light rifle):**

- a) Maximum weight: The Imperial and metric values are now equal
- d) Barrel: Will be that of a sporting rifle as supplied originally by the factory. No replacement barrels will be permitted. Recrowning of barrels is permitted, as is the removal of a section of barrel to correct damage to the muzzle, provided that the removal of that section of barrel does not alter the weight of a rifle to the extent of allowing it to fit into a weight class that it would not otherwise fit, had the barrel length not been altered.

#### **Paragraph C (Ammunition):**

The reference to so called high velocity ammunitions is suppressed.

## **MISCELLANEOUS**

### **Automatic target setting**

The principle of an optional automatic target setting system (on the basis of swivelling targets or another system) was adopted. If such a system is designed, made and adopted in the future, it will be possible to use it without modifications of the current rules.

### **Vocabulary**

Harmonization of the vocabulary used in the metallic silhouette **discipline**:

The shooting **categories** are:

Big bore pistol	Big bore rifle
Small bore pistol	Small bore rifle
Field pistol	

The shooting **events** in each category are:

Revolver	Silhouette
Production	Hunting
Production scoped	Light
Standing	
Unlimited	



## MODIFICATIONS WITH REGARD TO THE 2001 RULES

### GENERAL TECHNICAL RULES FOR ALL SHOOTING CATEGORIES

#### SECTION I (General)

##### Paragraph D (Classes):

The classes system is not applied at the World Championships.

#### SECTION VI: (Shooting events procedures and competition rules)

##### Paragraph J (Aggregates):

An aggregate score is obtained by adding the scores of all the events of a given category **or type of events**. The silhouette discipline counts **six** aggregates:

Big Bore Pistol	Small Bore Pistol	Field Pistol	Big Bore Rifle	Small Bore Rifle	Standing
Revolver Production Standing Unlimited	Revolver Production Standing Unlimited	Production Production any sights	Silhouette Hunting	Silhouette Light	<b>Standing BB Pistol Standing SB Pistol Field Production Field any sights</b>

Since there are up to **six** categories shot, a member country may enter up to **six** teams, one for each category shot.

### GENERAL TECHNICAL RULES FOR ALL HANDGUNS CATEGORIES

#### SECTION II (Production rules)

##### Paragraph A (Production pistol):

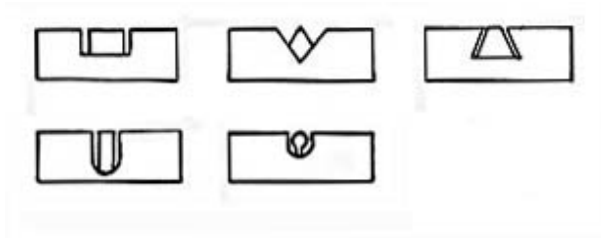
1°) Any older firearm may be brought up to current factory specifications using only factory catalogue accessories.

**All brands of replacement barrels are allowed for the T/C Contenders and G2 plus longer genuine T/C barrels cut back to 10", provided that they conform to the same materials, twist rate and profile.**

3°) **Replacement of sights with aftermarket sights is allowed. Adaptor blocks for aftermarket sights are allowed. The height between the centreline of the bore and the centre of the front sight or the highest point of a blade may not be more than 50 mm. Drilling and taping for sights or adaptor blocks is allowed. No part of the rear sight, including the sunshade or hood, may extend beyond the rear of the pistol, actions uncocked (refer to the drawing). The sights may be painted or smoked to suit the competitor. This includes painting of sight setting marks.**

**Diopters are not allowed on pistols used in Production events for the Big Bore Pistol categories (Revolver, Production and Standing). The only sight apparatus allowed for these categories are a notched leaf type rear sight associated to a solid front sight, giving a sight picture similar to the following drawings:**

## Modifications



Diopters are allowed only on Small Bore and Field pistols.

## SPECIAL TECHNICAL RULES for the Big Bore Rifle category

### SECTION I: Big Bore Rifle events

#### A. Silhouette rifle

A rifle which fits into the Big Bore Hunting Rifle event may also be used in the Big Bore Silhouette Rifle event, **even if this rifle does not meet the dimensional specifications required for the Silhouette event.**

## SPECIAL TECHNICAL RULES for the Small Bore Rifle category

### SECTION I: Small Bore Rifle events

#### A. Silhouette rifle

A rifle which fits into the Small Bore Light Rifle event may also be used in the Small Bore Silhouette Rifle event, **even if this rifle does not meet the dimensional specifications required for the Silhouette event.**

#### B. Light rifle

##### d) Barrel:

Will be that of a sporting rifle as supplied originally by the factory. **Any replacement barrel must be an original factory barrel manufactured for that model rifle.** Recrowning of barrels is permitted, as is the removal of a section of barrel to correct damage to the muzzle, provided that the removal of that section of barrel does not alter the weight of a rifle to the extent of allowing it to fit into a weight class that it would not otherwise fit, had the barrel length not been altered.

## **MODIFICATIONS WITH REGARD TO THE 2005 RULES**

### **GENERAL TECHNICAL RULES for all handguns categories**

#### **SECTION II: Production rules**

##### **E. Unavailability of parts for discontinued handguns**

If the actual composition of the material of the original part is either unknown or is unavailable through normal commercial channels then a replacement part may be manufactured from material that is of the nearest composition to the original part. For example, if the original part was a cast alloy then it could be replaced with a part manufactured from aluminium.

### **GENERAL TECHNICAL RULES for all rifles categories**

#### **SECTION III: Allowed - Not allowed**

##### **A. Allowed**

###### **c) Clothing:**

Commercial type trap and skeet vests (sleeveless) and shotgun shooting shirts are permitted as well as clothing normally suitable for existing climatic conditions. Shooting clothing (vests, pants, shoes, etc) is not allowed.

Unnecessarily heavy clothing, or anything on the person that would provide artificial support, such as clothing having excess padding or stiffening material, or is excessively tight or which restricts or support the body in the shooting position (including accessories worn under the clothing), may not be worn.

Vests or clothes that may be considered or construed to be unnecessarily heavy, or tight, or to provide artificial support are permitted if they can be closed over a gauge made of 101.6 mm (4") thin wall PVC pipe, not less than 762 mm (30") in length, passed through the entire length of the garment. The garment must also be opened or vented from the bottom edge to a point 50.8 mm (2") above the summit of the crest of the hipbone.

### **GENERAL TECHNICAL RULES for all handguns categories**

#### **SECTION IV: ALLOWED - NOT ALLOWED**

##### **B. Not Allowed**

###### **d) Clothes:**

Shooting clothes especially designed for that purpose.

For all standing events:

Commercial type trap and skeet vests (sleeveless) and shotgun shooting shirts are permitted as well as clothing normally suitable for existing climatic conditions. Shooting clothing (vests, pants, shoes, etc) is not allowed.

Unnecessarily heavy clothing, or anything on the person that would provide artificial support, such as clothing having excess padding or stiffening material, or is excessively tight or which restricts or support the body in the shooting position (including accessories worn under the clothing), may not be worn.

Vests or clothes that may be considered or construed to be unnecessarily heavy, or tight, or to provide artificial support are permitted if they can be closed over a gauge made of 101.6 mm (4") thin wall PVC pipe, not less than 762 mm (30") in length, passed through the entire length of the garment. The garment must also be opened or vented from the bottom edge to a point 50.8 mm (2") above the summit of the crest of the hipbone.

*Modifications*

**SPECIAL TECHNICAL RULES for the Small Bore Rifle category**

**SECTION I: Small Bore Rifle events**

**B. Light rifle**

**a) Weight:**

The weight shall not exceed 3.855 kg (8lb 8oz) including sights.

## MODIFICATIONS 2010

Enforced by 01/01/2011

### 1°) GENERAL TECHNICAL RULES for all handguns categories

#### SECTION I: Shooting positions

##### A. Freestyle

No part of the handgun, and its sighting apparatus, and the shooter's hand(s) holding the pistol up to the wrist, are allowed to come in contact with the face of the shooter or the head equipment (cap, shooting glasses, shields, ear muffs,...).

At the end of the paragraph. *The firearm must be held in such a manner that a Match Official can easily see that these rules are being complied with and that the firearm is visibly clear of the ground at all times, when in the firing position.*

*The shooter's equipment (cap, shields, etc.) must allow a Match Official to easily see that these rules are being complied with at all times when in the firing position.*

### 2°) GENERAL TECHNICAL RULES for all handguns categories

#### SECTION I: Shooting positions

##### B. Standing

At the end of the paragraph. *The firearm must be held in such a manner that a Match Official can easily see that these rules are being complied with at all times when in the firing position.*

*The shooter's equipment (cap, shields, etc.) must allow a Match Official to easily see that these rules are being complied with at all times when in the firing position.*

### 3°) GENERAL TECHNICAL RULES for all handguns categories

#### Section IV: Allowed – not allowed

##### A. Allowed

###### a) Shooting mat.

*A flat shooting mat or ground cover of a thickness not to exceed 25.4mm (1"). This mat must be of uniform thickness and cannot be folded or used to gain any support.*

##### 4°) B. Not allowed

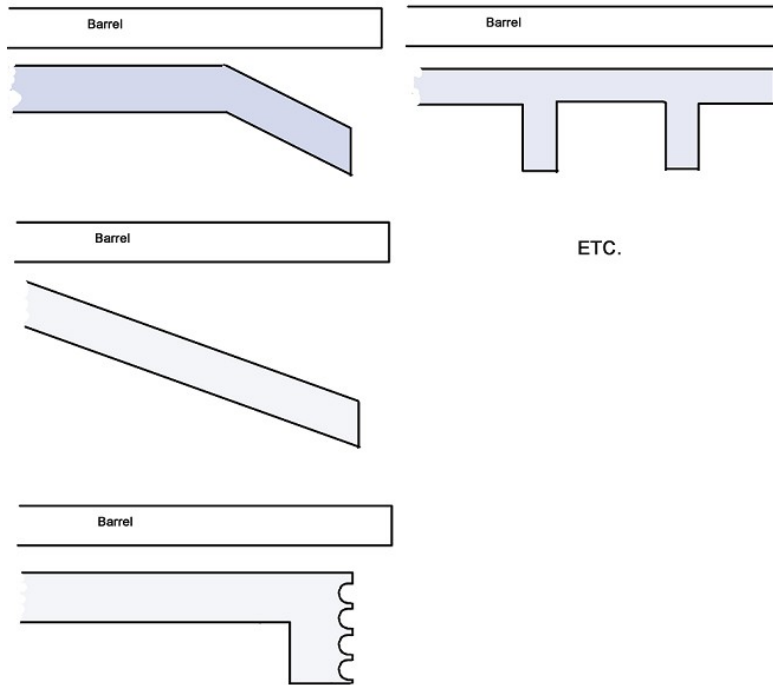
###### i) ~~Shaped~~ forends (Production and Unlimited firearms):

*"Funny forends" with wedges or melon slices cut out of one or both sides with the idea of providing a contour effect to fit the shooter's leg or some other part of his anatomy as a shooting aid. All these and any other variations are violating the artificial rest rule. Match Directors and Juries have the authority to rule on any funny forend at any match. If, in their opinion, any of these funny forends violates either the artificial rest rule, the spirit of the rule, or both, they have the authority to refuse the entry of any such firearm in any IMSSU match (~~Unlimited firearms~~).*

*No part of the forend may protrude in a direction which is not parallel to the bore's axis.*

*Modifications*

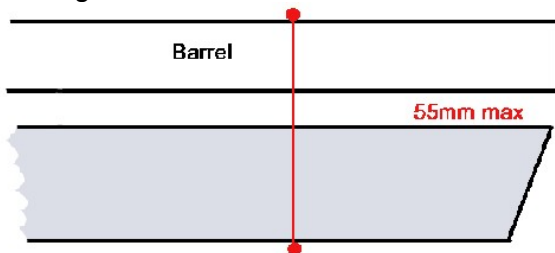
*Examples of forbidden forends which illustrate the spirit of the rule:*



*It is not allowed to hold a pistol by slipping the fingers or any part of the hand between the barrel and the forend, freestyle or standing.*

*The distance between the upper side of the barrel and the underside of the forend (taken at the middle of the barrel) cannot exceed 55 mm.*

*Drawing not to scale:*



**5°) GENERAL TECHNICAL RULES for all handguns categories**

**Section IV: Allowed – not allowed**

**B. Not allowed**

**k) Extractor.**

*All handguns must be equipped with a device which partially or totally extracts the empty cases or an unfired cartridge from the chamber. Pistols without such a device are not allowed.*

**Enforced by 01/01/2013**

**6°) STR for the Field Pistol category**

**A - Events**

Competition will be in two events:

<b>Events</b>	<b>Shooting position</b>	<b>Pistol used</b>
Production	Standing	Any Production handgun as per Big Bore (no diopters)
Production any sights	Standing	Any Production <del>scoped or not scoped</del> handgun with any kind of sights

## MODIFICATIONS 2013

Modification of the "General Technical Rules for all handguns categories", "Section II: Production rules", paragraph "A. Production Pistol":

### **A. Production Pistol**

The following sentence:

*"A pistol which has been in Production for at least one year and is or was a catalogue item readily available to the general public, with a proven manufacture of at least 30, with open/aperture sights."*

Is replaced by:

*"A pistol which, with its technical specifications, is readily available to the general public."*

Modification of the "General Technical Rules for all handguns categories", "Section II: Production rules":

*Diopters are not allowed on pistols used in Production events for the Big Bore Pistol categories (Revolver, Production and Standing), as well as in the Small Bore Production and Revolver categories and the Field Pistol Production category.*

*Diopters are allowed only in the Small Bore Standing category and the Field Pistol Any Sights category.*

Modification of the "General Technical Rules for all handguns categories", "Section II: Production rules":

*All brands of replacement barrels are allowed for the T/C Contenders, the G2, the Encore and the Encore Pro Hunter, plus longer genuine or after market T/C barrels cut back to 10"  $\frac{3}{4}$ , provided that they conform to the same materials, twist rate and profile. Anschütz Exemplars with 10 inches and 14 inches barrels can be shortened to 7.5 inches to be used in Production categories.*

Modification of the "General Technical Rules for all handguns categories", "Section III: Unlimited", paragraph "B: Unlimited cartridges":

### **B. Unlimited Cartridges**

#### **a) Big bore:**

The sentence *"No other limitations"* is replaced by *"For the Unlimited event, which is shot on  $\frac{1}{2}$  scale targets, the minimum calibre is 6mm (0.243)"*.

Modification of the "Special Technical Rules for the Big Bore Pistol Category", paragraph "B: Targets specifications":

The following sentence is added.

*"For the Unlimited event,  $\frac{1}{2}$  scale (Field Pistol) targets will be used"*.

Modification of the "Special Technical Rules for the Big Bore Pistol Category", paragraph "D: Rams":

The following sentence is added.

*"This rule does not apply to  $\frac{1}{2}$  scale rams used for the Unlimited event"*.

Modification of the "Special Technical Rules for the Small Bore Pistol Category", paragraph "B: Target specifications":

The following sentence is added.

*"For the Unlimited event, the Small Bore Rifle targets will be used"*.

Special Technical Rules for the Field Pistol category



A - Events

Competition will be in two events:

Events	Shooting position	Pistol used
Production	Standing	Any Production handgun as per Big Bore (no diopters)
Production any sights	Standing	Any Production handgun with any kind of sights

The following paragraph will be added to the "General Technical Rules for all rifle events" in "Section V: Shooting procedures":

*If no 500 metres range is available in the Member Country sponsoring the World Championships, a substitute event will be organized for the Big Bore Rifle on the 200 meters Big Bore Pistol range. The Big Bore Rifle events will be shot by the Big Bore Rifle Rules except that ½ scale (Field Pistol) silhouettes will be used at the following distances:*

- *Chickens set at 100 meters.*
- *Pigs set at 150 meters.*
- *Turkey set at 200 meters.*
- *Rams set at 200 meters.*

Special Technical Rules for Big Bore Rifle/Section II: Targets specifications:

*For the Big Bore Rifle substitute events shot on ½ size targets, steel sheets up to 15 mm thick may be used for all targets, at the organizers will.*

## MODIFICATIONS 2017

Modification of the "General Technical Rules for all metallic silhouette discipline shooting categories ", "Section I: General ":

### **E. Junior Category**

A Junior category is included in the following disciplines to be included in the program at International Competitions:

- 6 Four Match Small Bore Pistol Aggregate (Production; Revolver; Standing and Unlimited. No Field Pistol or Big Bore Pistol)
- 7 Two Match Small Bore Rifle Aggregate (Light and Silhouette. No Big Bore Rifle)
- 8 A Junior is defined as someone up to and including the year they attain 20 years of age.
- 9 Juniors will compete in the overall competition and if they are placed either 1-2-3 outright in the overall competition aggregate for Small Bore Pistol or Small Bore Rifle they will not be eligible for awards in the Junior category.
- 10 There are no Classes/Grades in the Junior Category

Modification of the "Special Technical Rules for the Big Bore Rifle category

### **SECTION I: Big Bore Rifle events**

#### **B) Hunting rifle**

##### e) Barrel:

Will be that of a hunting style rifle. Any replacement barrel shall conform to the dimensions of the factory original. No non-factory chambering will be permitted. Re-crowning or re-chambering of barrels is permitted, as is the removal of a section of barrel to correct damage to the muzzle or chamber, provided that the removal of that section of barrel does not alter the weight of a rifle to the extent of allowing it to fit into a weight class that it would not otherwise fit, had the barrel length not been altered.

Modification of the "Special Technical Rules for the Small Bore Rifle category

### **SECTION VI: Non mandatory Small Bore Rifle events**

These events are at the will of the organizers.

Competition will be in two events:

<b>Events</b>	<b>Shooting</b>	<b>Rifles used</b>
Silhouette Open Sights	Standing	Silhouette rifle
Light Open sights	Standing	Light rifle

When organized, these two events include the establishment of two more aggregates:

- Small Bore Rifle Open Sight Aggregate.
- Small Bore Rifle All Sights Aggregate (consisting of the current Small Bore Rifle Aggregate plus the Small Bore Rifle Open Sight Aggregate).

#### **A Open Sights Silhouette Rifle**

Fired with a silhouette type rifle identical to the description of the Small Bore Silhouette Rifle.

##### a) Sights:

### *Modifications*

All telescopic sights are prohibited. All kinds of rear sights (notched, peep) and front sights (blade, ring) are allowed.

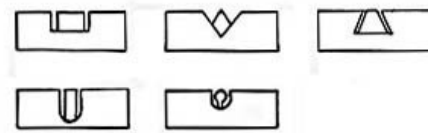
**A rifle which fits into the Small Bore Open Sights Light Rifle event may also be used in the Small Bore Open Sights Silhouette Rifle event, even if this rifle does not meet the dimensional specifications required for the Silhouette event.**

#### **B. Open sights Light Rifle**

Fired with a sporting rifle identical to the description of the Small Bore Light Rifle.

##### a) Sights:

All telescopic sights are prohibited. The sight apparatus allowed for these categories are a notched leaf type rear sight associated to a solid front sight, giving a sight picture similar to the following drawings:



#### **C. Ammunition**

Any commercially available 22 caliber short, long or long-rifle rimfire ammunition will be permitted.

#### **C. Targets Specifications**

Targets shall be identical to Small Bore Pistol targets.

#### **D. Target Setting**

Identical to Small Bore Pistol targets settings.

#### **E. Classes**

<b>Class</b>	<b>Small Bore Rifle Silhouette Open Sight</b>	<b>Small Bore Rifle Light Open Sight</b>
International	34 - 40	32 - 40
Master	27 - 33	25 - 31
A	20 - 26	18 - 24
B	0 - 19	0 - 17

## **MODIFICATIONS 2023**

### **SECTION III : Allowed – Not allowed**

#### **A Allowed**

d) Barrels : barrels threaded for noise suppressors are allowed. Maximum length of thread : 20 mm. When no suppressor is used, the threaded section must be covered by a solid screw on cap which must follow the contour of the barrel. The cap will be included in the weight of the rifle.

## MODIFICATIONS 2025

**The changes in the rules as voted in at the 2024 General Assembly come into effect on 1 January 2025**

### Modifications to GENERAL TECHNICAL RULES for all handguns categories

#### SECTION II: Production Rule

##### A. Production Pistol

The wording

*“A pistol which, with its technical specifications, is readily available to the general public”*

is replaced by

*“A pistol which conforms to technical specifications below:”*

The wording

*“No part of the front sight post or blade (with the exception of a production hood) and no part of the optical device (with the exception of a production sun shade) may be located in front of the muzzle of the barrel”*

is replaced by

*“No part of the front sight post or blade (with the exception of a hood) and no part of the optical device (with the exception of a production sun shade) may be located in front of the muzzle of the barrel”.*

The wording

*“The firearm must be complete at all times in form and mechanical functions as manufactured, and only parts which are manufacturer's catalogue items may be used for repair or replacement except as stated below”*

is replaced by

*“The firearm must be complete at all times in form and mechanical functions”.*

The wording

*“For safety reasons, the width of the trigger, including an eventual production trigger shoe (manufactured for the concerned pistol and catalogue item readily available to the general public), must not exceed the trigger guard width”*

is replaced by

*“For safety reasons, the width of the trigger, including an eventual trigger shoe, must not exceed the trigger guard width.”.*

The Section

*The pistol shall have no visible external modifications except as follows:*

*1) Any older firearm may be brought up to current factory specifications using only factory catalogue accessories.*

*All brands of replacement barrels are allowed for the T/C Contenders and G2 plus longer genuine T/C barrels cut back to 10"  $\frac{3}{4}$ , provided that they conform to the same materials, twist rate and profile.*

*All brands of replacement barrels are allowed for the T/C Contenders, the G2, the Encore and the Encore Pro Hunter, plus longer genuine or after market T/C barrels cut back to 10"  $\frac{3}{4}$ , provided that they conform to the same materials, twist rate and profile.*

## Modifications

*Anschütz Exemplars with 10 inches and 14 inches barrels can be shortened to 7 inches to be used in Production categories.*

2) *Replacement of grips with aftermarket grips is allowed. These grips must be catalogue items readily available to the general public and must be manufactured for that firearm. All grips (factory or after market) must be complete at all times in form and finish as manufactured.*

3) *Replacement of sights with aftermarket sights is allowed. Adaptor blocks for aftermarket sights are allowed. The height between the centerline of the bore and the center of the front sight or the highest point of a blade may not be more than 50 mm. Drilling and taping for sights or adaptor blocks is allowed. No part of the rear sight, including the sunshade or hood, may extend beyond the rear of the pistol, actions uncocked (refer to the drawing).*

is replaced by

*Replacement of grips with aftermarket grips is allowed. These grips must be catalogue items readily available to the general public and must be manufactured for that firearm. All grips (factory or after market) must be complete at all times in form and finish as manufactured.*

*Replacement of sights with aftermarket sights is allowed. Adaptor blocks for aftermarket sights are allowed. The height between the centerline of the bore and the center of the front sight or the highest point of a blade may not be more than 50 mm. Drilling and taping for sights or adaptor blocks is allowed. No part of the rear sight, including the sunshade or hood, may extend beyond the rear of the pistol, actions uncocked (refer to the drawing).*

The wording

*“A trigger job may be performed on a Production firearm. A trigger job consists of smoothing or stoning the burrs off the sear and hammer notch to achieve a smooth (but safe) release. The return spring and/or hammer spring can be cut or reshaped or replaced by aftermarket springs. These springs must be catalogue items readily available to the general public and must be manufactured for that firearm. No other internal modification is allowed”*

is replaced by

*“A trigger job may be performed on any Big Bore, Field or Small Bore firearm. A trigger job consists of smoothing or stoning the burrs off the sear and hammer notch to achieve a smooth and safe release. The return spring and/or hammer spring can be cut or reshaped or replaced by aftermarket springs. No other internal modification is allowed”*

The wording

*“A revolver or semi-automatic pistol used in any Production event must be loaded with five rounds and fired as such”*

is replaced by

*“A revolver or semi-automatic pistol used in any event (except Unlimited events) must be loaded with five rounds and fired as such”*

## **SECTION III: Production Rule**

### **D. Production Cartridges**

The wording **“D. Production Cartridges”** is replaced by **“D. Cartridges”**

The wording

*“Any self-contained centre fire cartridge meeting the following requirements. To be production a cartridge must fit a chambering available in a Production firearm on a catalogue basis (no custom chambers). For cartridges for which no cases are available on a commercial basis, reloading dies must be catalogue items readily available to the general public. There are no other limitations”*

is replaced by

## Modifications

*“Any self-contained centre fire cartridge meeting the following requirements. A cartridge must fit a chambering available to the general public. For cartridges for which no cases are available on a commercial basis, reloading dies must be catalogue items readily available to the general public. There are no other limitations”*

The wording

*c) Field Pistol:*

*Any Big Bore production cartridge with a case no longer than the 22 Hornet case nominal length (1.403" or 35.64mm). Rimfire cartridges are not allowed.*

is replaced by

*c) Field Pistol:*

*Any Big Bore cartridge with a case no longer than the 22 Hornet case nominal length (1.403" or 35.64mm). Rimfire cartridges are not allowed.*

### **E. Unavailability of Parts for Discontinued Handguns**

This section

*If spare parts for a discontinued handgun are not available, a broken part may be replaced by a newly made one provided that:*

*-the competitor proves that the handgun is discontinued and that the part is not longer available (letter from the manufacturer or proof that the manufacturer does not exist anymore).*

*-the newly made part is identical in material, form, dimension, configuration and finish to the original.*

*-If the actual composition of the material of the original part is either unknown or is unavailable through normal commercial channels then a replacement part may be manufactured from material that is of the nearest composition to the original part. For example, if the original part was a cast alloy then it could be replaced with a part manufactured from aluminium.*

*No main part, except for the barrel, may be duplicated. Depending of the type of handgun, such main parts are:*

- frame,*
- slide,*
- cylinder,*
- breech,*
- bolt,*
- action.*

*Replacement barrels must also be chambered in a calibre originally offered by the manufacturer.*

is **deleted**

### **E. Classification Pistol Events**

<b>Classes</b>	<b>Unlimited</b>	<b>Revolver and Production</b>	<b>Standing</b>
B	0 to 20	0 to 20	0 to 10
A	20 to 30	21 to 30	11 to 22
INT	30 to 40	31 to 40	23 to 40